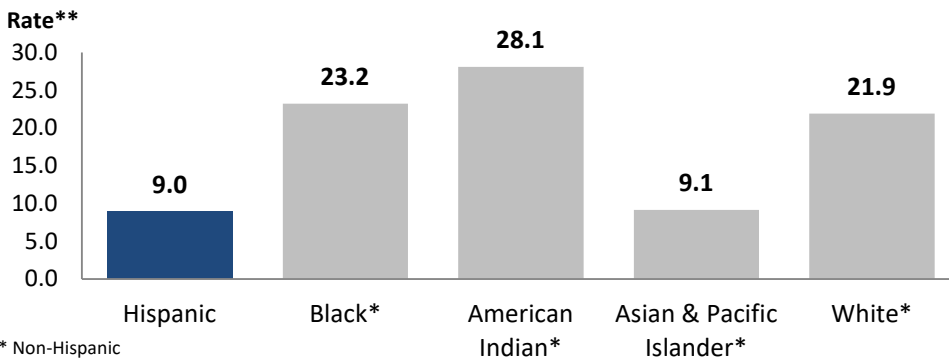


# NC Violent Death Reporting System

## VIOLENT DEATHS AMONG HISPANIC RESIDENTS IN NORTH CAROLINA: 2011-2020

The North Carolina Violent Death Reporting System (NC-VDRS) is a CDC-funded statewide surveillance system that collects detailed information on violent deaths that occur in North Carolina including: homicide, suicide, unintentional firearm deaths, legal intervention, and deaths of undetermined intent. NC-VDRS triangulates information from death certificates, medical examiner reports, and law enforcement reports to understand and aid in the prevention of violent deaths. For more information, please visit <https://www.injuryfreenc.ncdhhs.gov/About/ncVDRS.htm>.

### Violent Death Rate by Race/Ethnicity: NC-VDRS, 2011-2020



\* Non-Hispanic  
\*\* Rate per 100,000 population

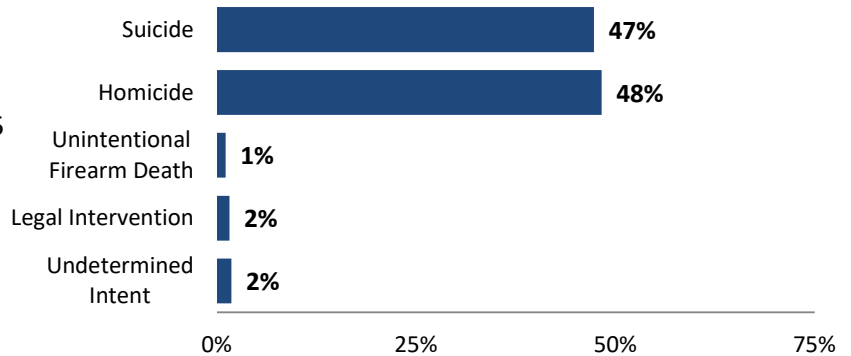
- For the year 2020, there were 1,052,435 Hispanic residents living in North Carolina, accounting for 9.9 percent of the state's population.
- Hispanic victims had the lowest rate of violent death by race in North Carolina (9.0 per 100,000 population) from 2011 to 2020.

- From 2011 to 2020, 837 Hispanic residents in North Carolina died by violence.

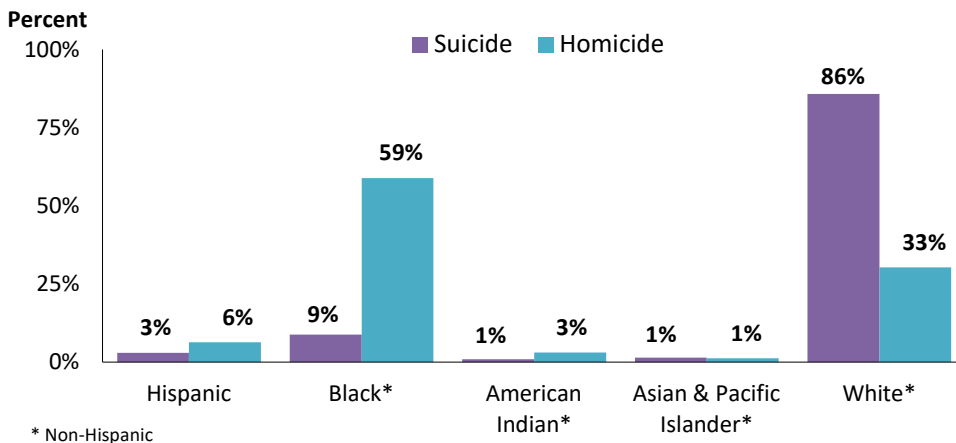
- There were 404 homicides (48.3%), 396 suicides (47.3%), nine unintentional firearm deaths (1.1%), 13 deaths due to legal interventions (1.6%), and 15 deaths of undetermined intent (1.8%) among Hispanic residents.

- Male Hispanic residents were over four times more likely to die by violence than females from 2011 to 2020 (80.5% versus 19.5%).

### Manner of Death Among Hispanic Victims: NC-VDRS 2011-2020



### Manner of Death by Race/Ethnicity: NC-VDRS, 2011-2020

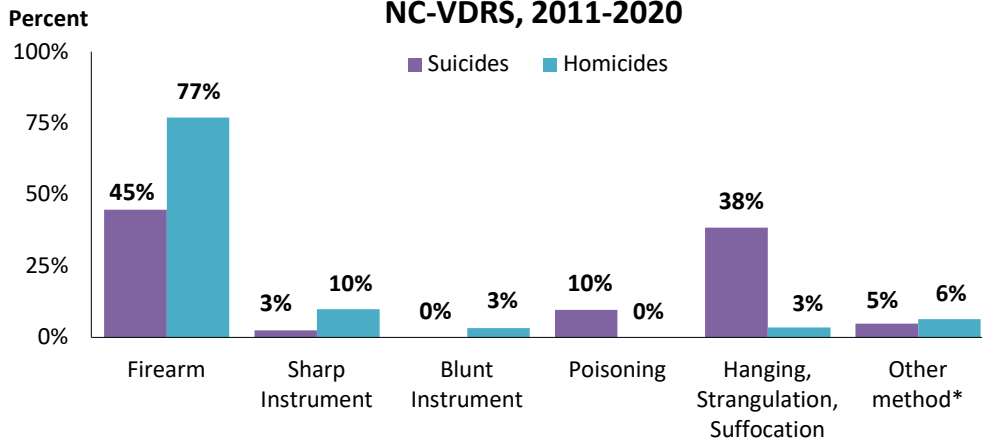


\* Non-Hispanic

- Hispanic victims accounted for 6.4% of all homicides and 2.9% of all suicides, across all racial groups in North Carolina from 2011 to 2020.

- In contrast, NH Black victims accounted for 58.9% of all homicides and NH white victims accounted for 85.7% of all suicides, across all racial groups in North Carolina from 2011 to 2020.

## Method of Death Among Hispanic Victims: NC-VDRS, 2011-2020

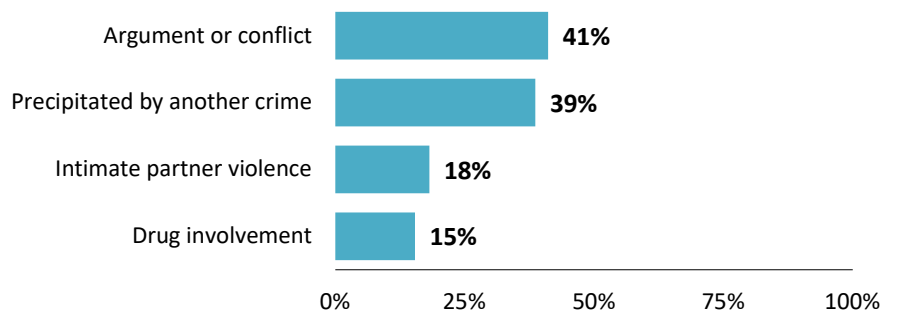


- The majority of homicides (77.0%) and suicides (44.7%) among Hispanic victims involved firearms.
- The second most common method of homicide was sharp instruments (9.9%).
- The second most common method of suicide was hanging, strangulation or suffocation (38.4%).

\*Other includes fire/burns, falls, intentional neglect, person weapons and other methods

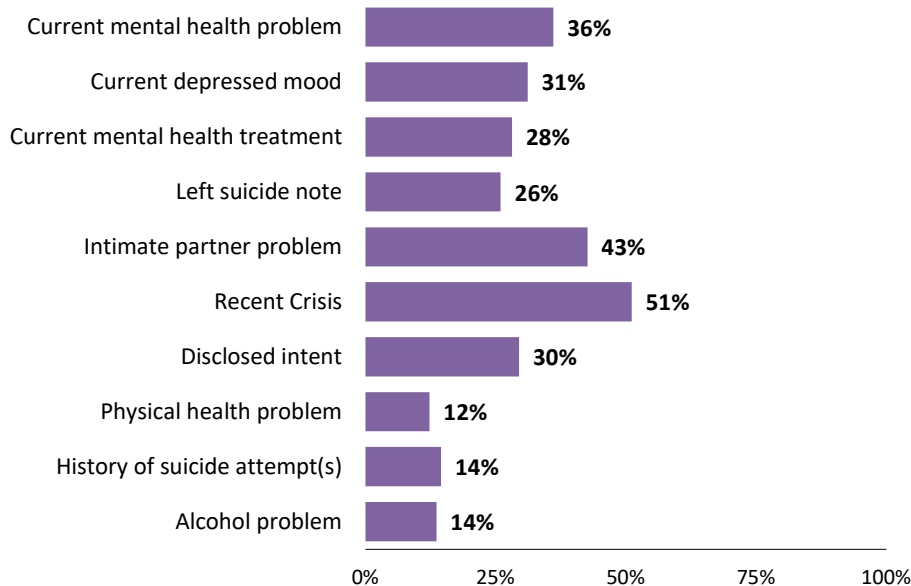
- Of all homicides among Hispanic victims with known circumstance information, two-fifths (41.2%) involved an argument or conflict.
- Another serious crime (e.g., robbery, burglary) precipitated 38.7% of homicides among Hispanics.
- Of these homicides victims, 18.2% involved intimate partner violence.

## Homicide Circumstances\* Among Hispanic Victims: NC-VDRS, 2011-2020



\* Eighty-eight percent (88.4%) of homicide cases had circumstance information.

## Suicide Circumstances\* Among Hispanic Victims: NC-VDRS, 2011-2020



\* Ninety-two percent (92.4%) of suicide cases had circumstance information.

- Among Hispanic suicide victims with known circumstance information, 51.1% experienced a recent crisis.
- One-third (36.1%) of victims were characterized as having a current mental health problem and 31.1% were characterized as being depressed at the time of suicide.
- Twenty-six percent (26.0%) of Hispanic suicide victims left a suicide note and 29.5% disclosed their suicide intent.
- Forty-three percent (42.6%) of Hispanic suicide victims experienced a recent problem with an intimate partner.

The North Carolina Violent Death Reporting System is supported by Cooperative Agreement 5NU17/CE002613-05-00 from the Centers for Disease Control and Prevention (CDC).

NC Division of Public Health / [www.publichealth.nc.gov](http://www.publichealth.nc.gov) / Injury Epidemiology & Surveillance Unit/ 919-707-5425

NC Violent Death Reporting System / 919-707-5432

State of North Carolina / Department of Health and Human Services / [www.ncdhhs.gov](http://www.ncdhhs.gov)

NC DHHS is an equal opportunity employer and provider.

2020 FINAL DATA 06/20/2022

Please see the NC-VDRS 2020 Annual Report for additional data and technical information:

<https://www.injuryfreenc.ncdhhs.gov/DataSurveillance/ViolentDeathData.htm>