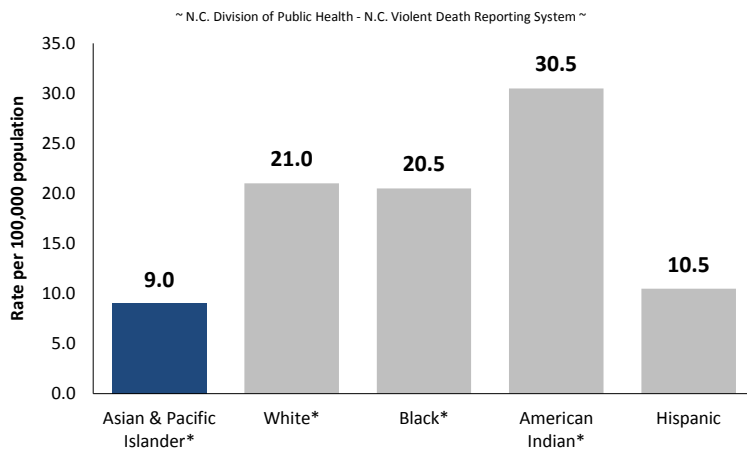


VIOLENT DEATHS AMONG ASIANS AND PACIFIC ISLANDERS IN NORTH CAROLINA: 2007-2016

The North Carolina Violent Death Reporting System (NC-VDRS) is a CDC-funded statewide surveillance system that collects detailed information on deaths that occur in North Carolina resulting from violence: homicide, suicide, unintentional firearm deaths, legal intervention and deaths for which intent could not be determined. NC-VDRS is a multi-source system that gathers information from death certificates, medical examiner reports and law enforcement reports. The goal of this system is to aid researchers, legislators, and community interest groups in the development of public health prevention strategies to reduce violent deaths. NC-VDRS began collecting data in January 2004. This document summarizes all deaths from violence among non-Hispanic (NH) Asian and Pacific Islander residents for the years 2007-2016.

Violent Death Rate by Race, NC-VDRS, 2007-2016



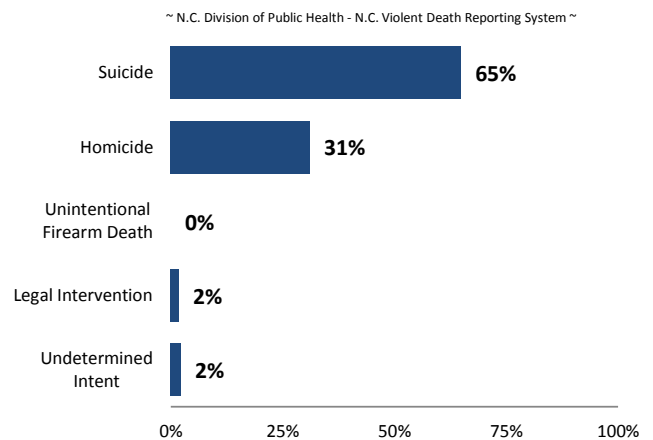
* Non-Hispanic

- From 2007 to 2016, 222 NH Asian and Pacific Islander residents died by violence.
- There were 144 suicides (64.9%), 69 homicides (31.1%), 4 deaths from legal interventions (1.8%), and 5 deaths of undetermined intent (2.3%). There were no unintentional firearm deaths.
- Male NH Asian and Pacific Islander residents were more likely to die by violence than females between 2007 to 2016 (70.3% versus 29.7%).

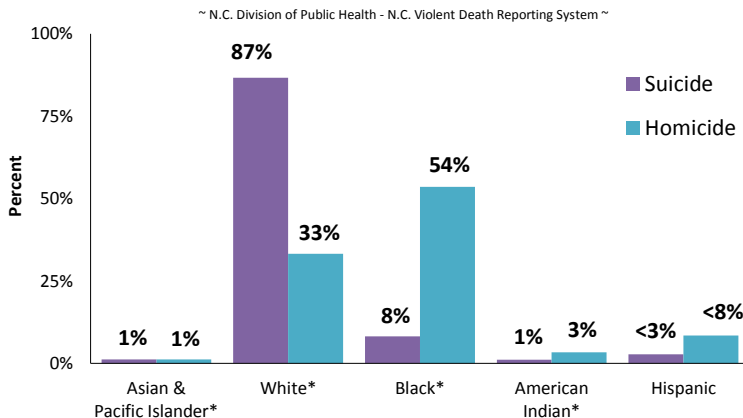
• For the years 2007-2016, there were 2,456,771 NH Asians and Pacific Islanders living in North Carolina, accounting for 2.5 percent of the state's population.

• NH Asians and Pacific Islanders had the lowest rate of violent death by race in North Carolina for the years 2007-2016 (9.0 per 100,000 population).

Manner of Death Among NH Asians & Pacific Islanders, NC-VDRS, 2007-2016



Manner of Death by Race, NC-VDRS, 2007-2016

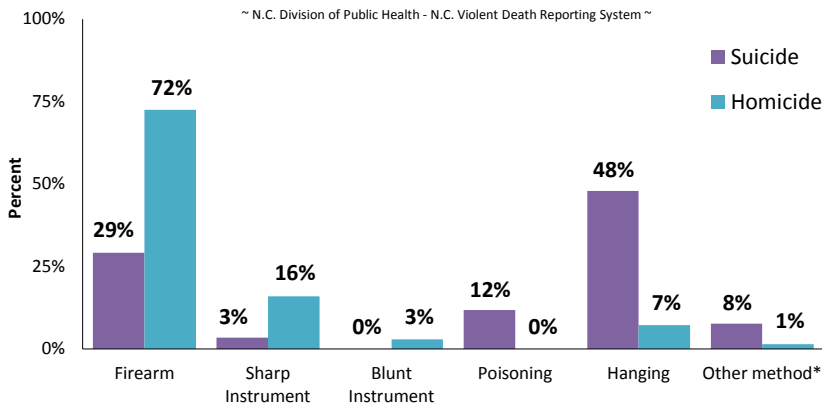


* Non-Hispanic

• NH Asians and Pacific Islanders accounted for 1.2 percent of all homicides and 1.2 percent of all suicides, across all racial groups in North Carolina from 2007 to 2016.

• In contrast, NH whites accounted for 86.7 percent of all suicides, and NH blacks accounted for 53.6 percent of all homicides, across all racial groups in North Carolina from 2007 to 2016.

Method of Death, NH Asian and Pacific Islander Violent Deaths, NC-VDRS, 2007-2016



- The majority of homicides (72.5%) were committed using firearms, followed by those committed using sharp instruments (15.9%).

- The most common method of suicide was hanging (47.9%), followed by those completed using firearms (29.2%).

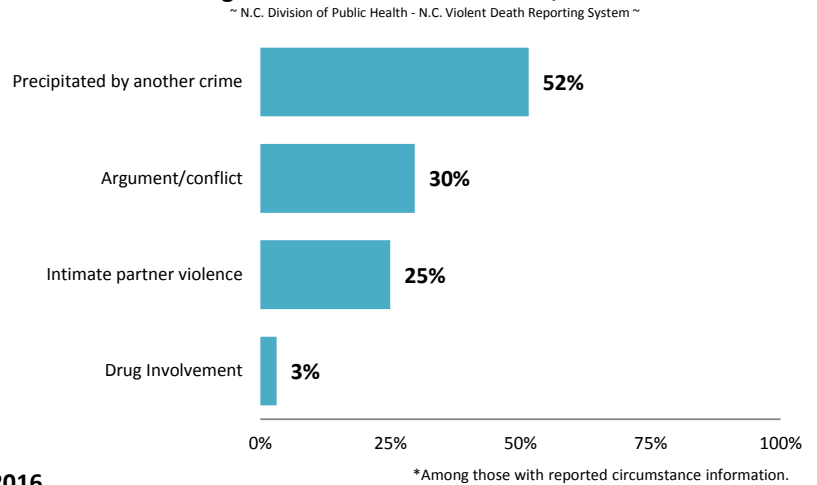
*Other includes fire/burns, unarmed assault, falls, and other methods of death.

- Of all homicides among NH Asians and Pacific Islanders with known circumstance information, half (51.6%) were precipitated by another serious crime (e.g., robbery, burglary).

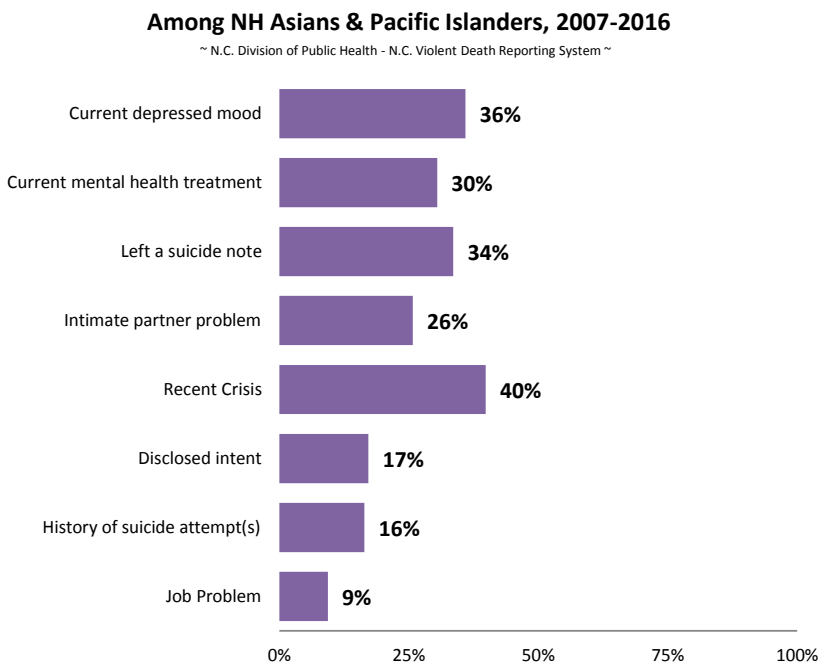
- An argument or conflict precipitated 29.7 percent of homicides among NH Asians and Pacific Islanders.

- 25 percent of homicides were related to intimate partner violence.

Homicide Circumstances* Among NH Asians & Pacific Islanders, 2007-2016



Suicide Circumstances* Among NH Asians & Pacific Islanders, 2007-2016



- Among NH Asian and Pacific Islander suicide victims with known circumstance information, 35.9 percent were characterized as being depressed at the time of suicide.

- Almost one-third (30.5%) of suicide victims were receiving treatment for a mental health problem, and 17.2 percent disclosed their intent to complete suicide.

- 25.8 percent of NH Asian & Pacific Islander suicide victims experienced a recent problem with an intimate partner.

*Among those with reported circumstance information.

The North Carolina Violent Death Reporting System is supported by Cooperative Agreement 5NU17/CE002613-05-00 from the Centers for Disease Control and Prevention (CDC).



N.C. Division of Public Health / www.publichealth.nc.gov / Injury Epidemiology & Surveillance Unit/ 919-707-5425
 N.C. Violent Death Reporting System / 919-707-5432
 State of North Carolina / Department of Health and Human Services / www.ncdhhs.gov
 N.C. DHHS is an equal opportunity employer and provider. 2016 FINAL DATA 11/18

Please see the NC-VDRS 2016 Annual Report for additional data and technical information.