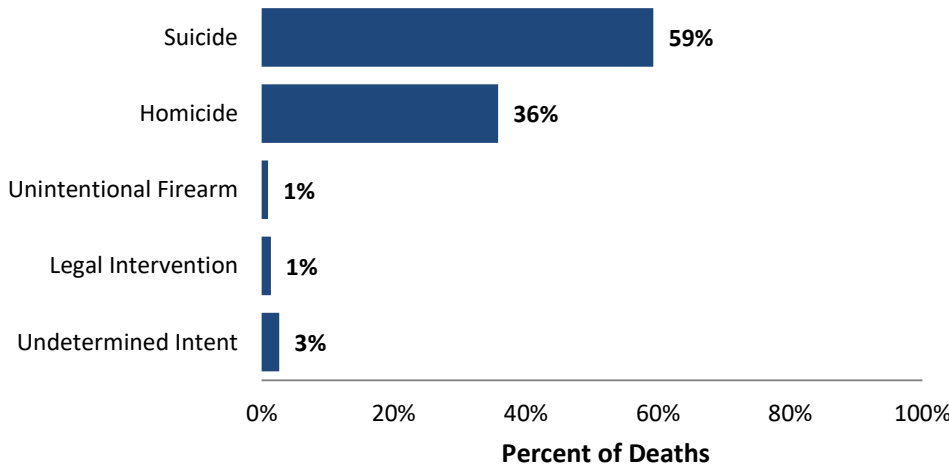


# NC Violent Death Reporting System

## VIOLENT DEATHS IN NORTH CAROLINA, 2020

The North Carolina Violent Death Reporting System (NC-VDRS) is a CDC-funded statewide surveillance system that collects detailed information on violent deaths that occur in North Carolina including: homicide, suicide, unintentional firearm deaths, legal intervention, and deaths of undetermined intent. NC-VDRS triangulates information from death certificates, medical examiner reports, and law enforcement reports to understand and aid in the prevention of violent deaths. For more information, please visit <https://www.injuryfreenc.ncdhhs.gov/About/ncVDRS.htm>.

### Manner of Death: NC-VDRS, 2020

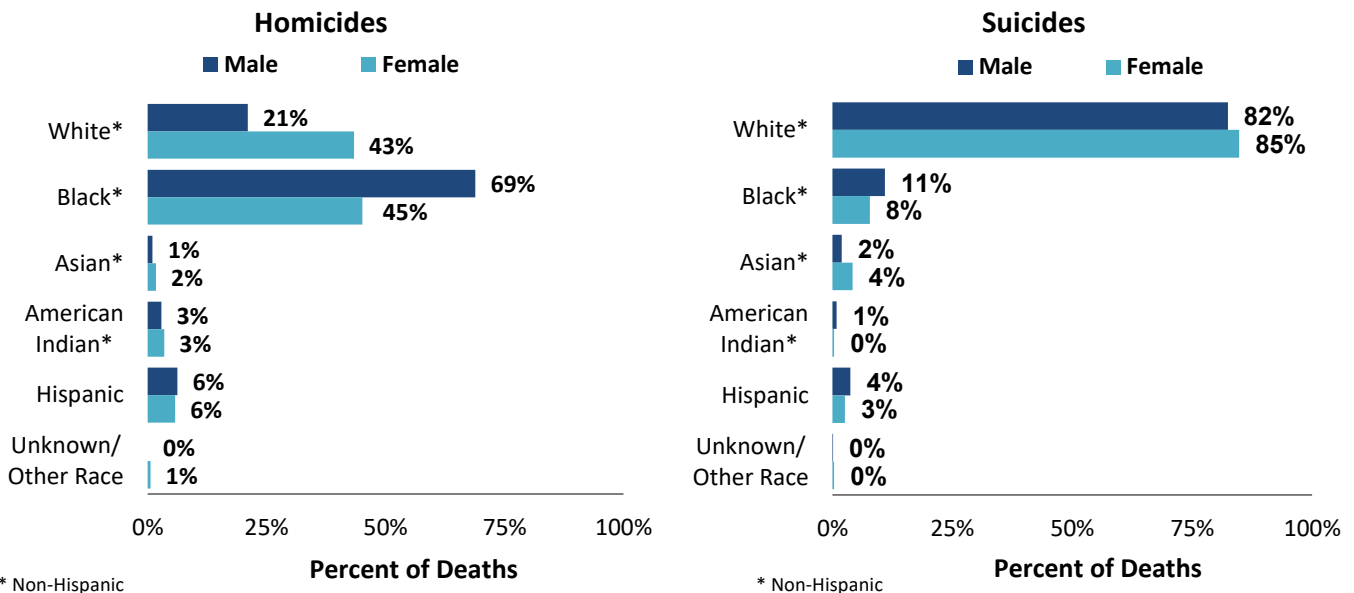


- In 2020, 2,423 North Carolina residents died by violence.

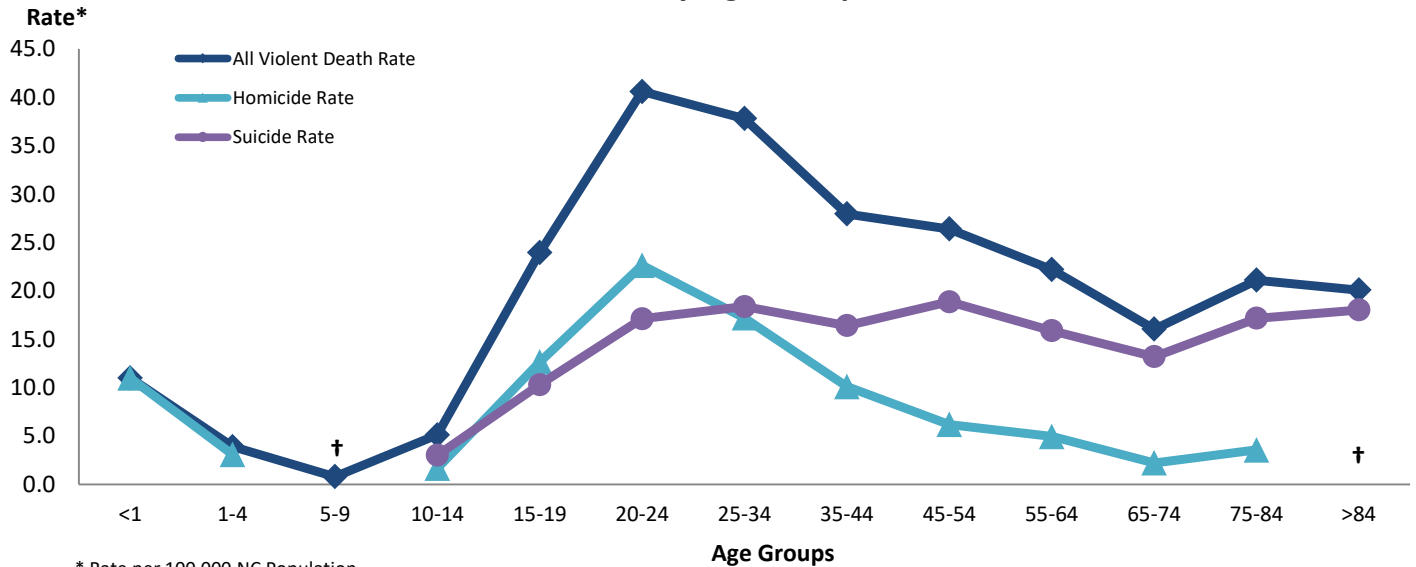
- There were 1,436 suicides (59.3%), 867 homicides (35.8%), 33 deaths from legal interventions (1.4%), 23 unintentional firearm deaths (0.9%), and 64 deaths of undetermined intent (2.6%) in 2020.

- The majority of suicide and homicide victims were male. Males accounted for 78.5% of suicide victims and 80.0% of homicide victims.
- Patterns of suicides and homicides differed by race. Most suicide victims were non-Hispanic (NH) white residents (82.9%), while 10.2% were NH Black residents.
- In contrast, 64.1% of homicide victims were NH Black residents, and 25.5% were NH white residents.

### Violent Deaths by Sex and Race: NC-VDRS, 2020



## Violent Death Rates by Age Group : NC-VDRS, 2020\*



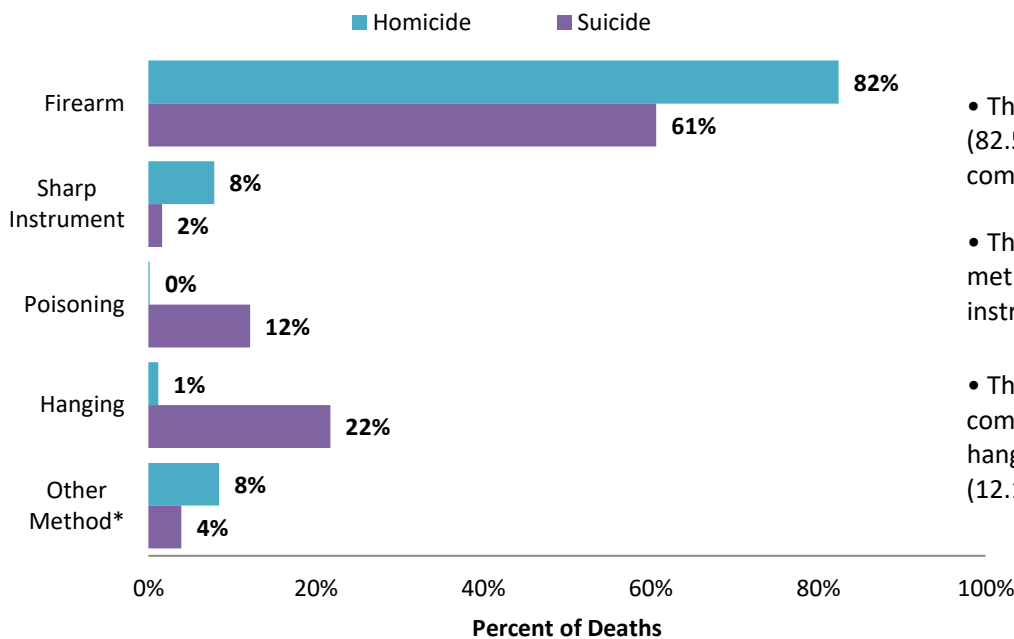
\* Rate per 100,000 NC Population

† Indicates fewer than 5 deaths; rates based on fewer than 5 deaths are considered unstable and should not be used.

Note: Lines may appear broken due to rate suppression. Suicide data limited to ages 10 and older

- Suicide rates rose steadily from 10 to 54 years of age. Suicide rates peaked among those ages 45 to 54.
- Homicide rates peaked in the 20 to 24 year age group.
- Suicide and homicide rates displayed different patterns by age.

## Method of Death: NC-VDRS, 2020



• The majority of homicides (82.5%) and suicides (60.7%) were committed using firearms.

• The second most common method of homicide was sharp instruments (7.8%).

• The second and third most common methods of suicide were hanging (21.7%) and poisoning (12.1%).

\*Other includes fire/burns, unarmed assault, blunt trauma, falls, and other methods of death.

The North Carolina Violent Death Reporting System is supported by Cooperative Agreement 5 NU17CE924955-02-00 from the Centers for Disease Control and Prevention (CDC).

NC Division of Public Health / [www.publichealth.nc.gov](http://www.publichealth.nc.gov) / Injury Epidemiology & Surveillance Unit/ 919-707-5425

NC Violent Death Reporting System / 919-707-5432


State of North Carolina / Department of Health and Human Services / [www.ncdhhs.gov](http://www.ncdhhs.gov)

NC DHHS is an equal opportunity employer and provider.

2020 FINAL DATA 6/20/2022

Please see the NC-VDRS Annual Report for additional data and technical information:

<https://www.injuryfreenc.ncdhhs.gov/DataSurveillance/ViolentDeathData.htm>



NC DEPARTMENT OF  
HEALTH AND  
HUMAN SERVICES  
Division of Public Health

NORTH CAROLINA VIOLENT DEATH  
**NC VDRS**  
REPORTING SYSTEM