

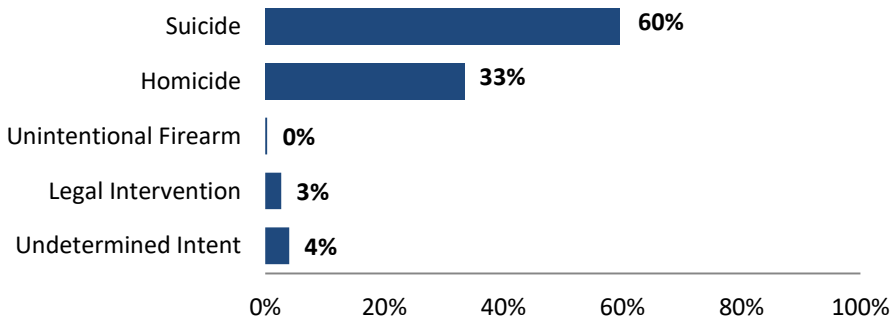
NC Violent Death Reporting System

VIOLENT DEATH IN NORTH CAROLINA: PITT COUNTY INCIDENTS, 2010-2019

The North Carolina Violent Death Reporting System (NC-VDRS) is a CDC-funded statewide surveillance system that collects detailed information on violent deaths that occur in North Carolina including: homicide, suicide, unintentional firearm deaths, legal intervention, and deaths of undetermined intent. NC-VDRS triangulates information from death certificates, medical examiner reports, and law enforcement reports to understand and aid in the prevention of violent deaths. Data reported in this document are based on the county where the death occurred rather than county of residence¹. For more information, please visit <https://www.injuryfreenc.ncdhhs.gov/About/ncVDRS.htm>.

¹The occurrent ratio is used instead of the rate. This statistic is derived from the total number of violent deaths resulting from injuries in a specified geographic region divided by the number of residents in the region.

Manner of Death: Pitt County, NC: NC-VDRS, 2010-2019*



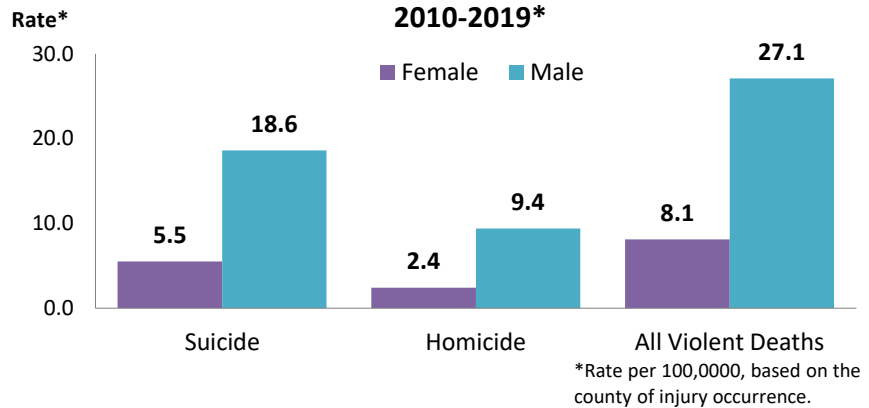
*Based on the county of injury occurrence.

- For the years 2010-2019, there were 299 violent deaths from injuries sustained in Pitt County. Of these 299 deaths, 295 were NC residents (98.7%) and 275 were Pitt County residents (92.0%).

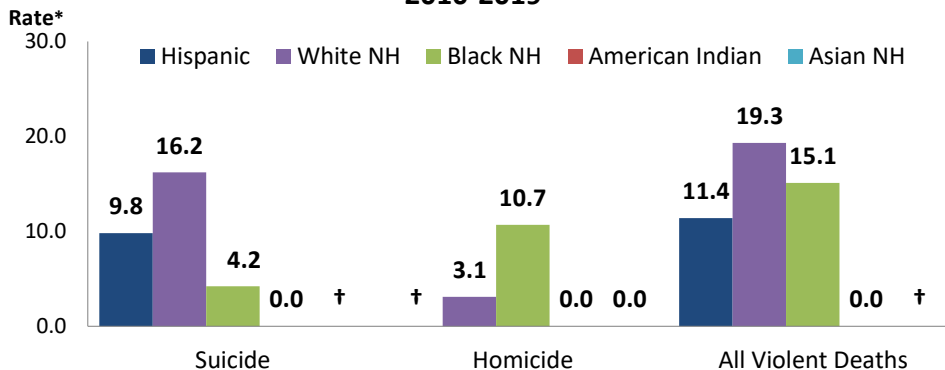
- There were 178 suicides (59.5%), 100 homicides (33.4%), one unintentional firearm death (0.3%), eight deaths from legal intervention (2.7%), and 12 deaths of undetermined intent (4.0%).

- In Pitt County, the suicide ratio was 3.4 times higher in males than in females, and the homicide ratio was 3.9 times higher in males than in females.

Manner of Death by Sex: Pitt County, NC: NC-VDRS, 2010-2019*



Manner of Death by Race/Ethnicity: Pitt County, NC: NC-VDRS, 2010-2019*

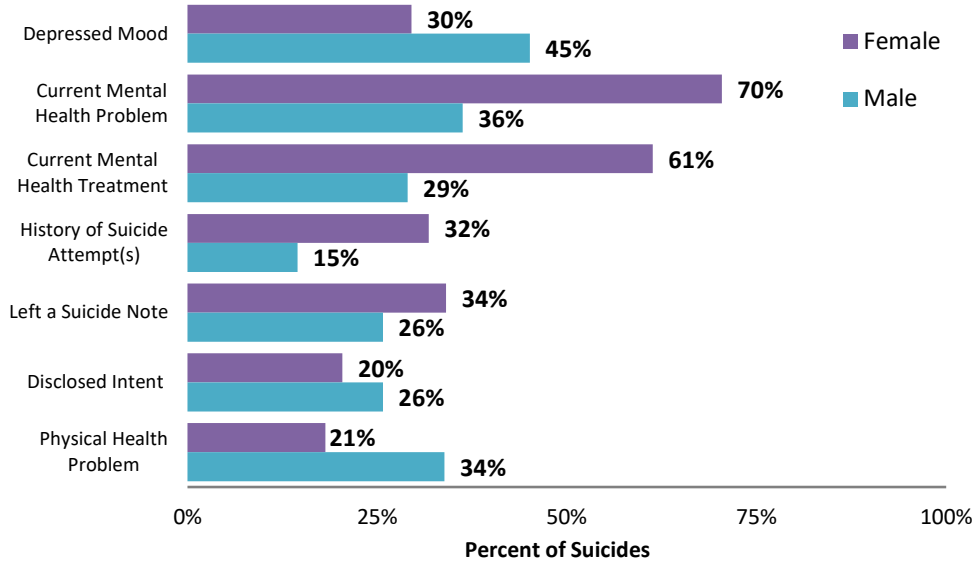


- The suicide rate was highest for non-Hispanic (NH) white victims (16.2 suicides per 100,000 population) followed by Hispanic victims (9.8 per 100,000).

- In contrast, the homicide rate was highest among NH Black victims (10.7 per 100,000 population) followed by NH white victims (3.1 per 100,000).

- Suicides and homicides displayed dissimilar age patterns. Homicides peaked among those aged less than one with 18.8 homicides per 100,000, while suicides peaked among those aged 45-54 with 21.6 suicides per 100,000.
- More than two thirds of homicides (67.0%) and over half of suicides (62.9%) were committed using firearms.
- Suspicion of intoxication was reported in 17.0% of homicides and 23.0% of suicides.
- For homicide incidents where one or more suspects were identified, the relationship of the victim to the suspect was known (current or former spouse/boyfriend/girlfriend, family, friend or acquaintance) more frequently for female (69.2%) than for male (54.5%) victims.

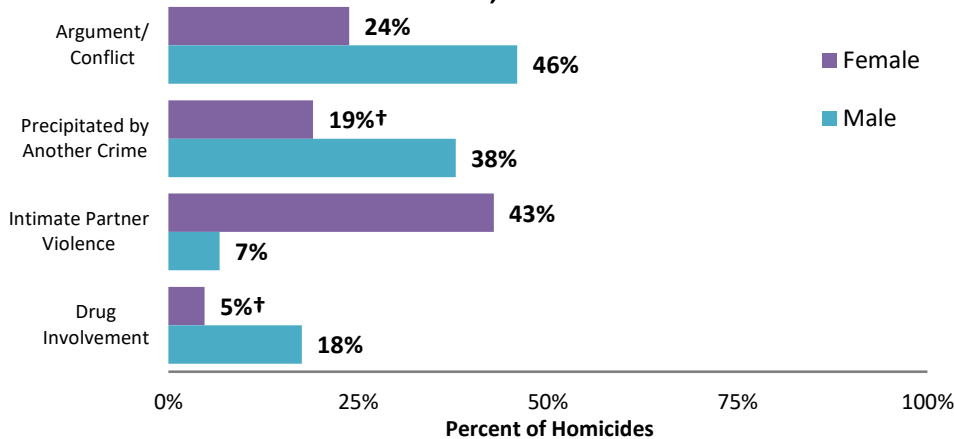
Circumstances of Suicides: Pitt County, NC: NC-VDRS, 2010-2019*



*Based on the county of injury occurrence, 94.4% of cases had circumstance information. One female and nine males were missing circumstance information.

- Forty-five percent (45.2%) of male and 29.6% of female Pitt County suicide victims with circumstance information were characterized as being currently depressed when they completed suicide.
- Seventy-one percent (70.5%) of female and 36.3% of male suicide victims were characterized as having a current mental health problem.
- Females (31.8%) were more likely to have attempted suicide in the past as compared to males (14.5%).

Circumstances of Homicides: Pitt County, NC: NC-VDRS, 2010-2019*



*Based on the county of injury occurrence, 95.0% of cases had circumstance information. One female and four males were missing circumstance information.

† There were fewer than 5 deaths

- Arguments or conflicts were more likely to be a contributing factor for male homicides (46.0%) than for female homicides (23.8%).
- Nineteen percent (19.1%) of female homicides and 37.8% of male homicides were precipitated by another crime such as robbery, burglary, or drug trafficking.
- Intimate partner violence was a contributing factor in 42.9% of female homicides, but only 6.8% of male homicides.

The North Carolina Violent Death Reporting System is supported by Cooperative Agreement 5 NU17CE924955-02-00 from the Centers for Disease Control and Prevention (CDC).



NC DEPARTMENT OF
**HEALTH AND
HUMAN SERVICES**
Division of Public Health



N.C. Division of Public Health / www.publichealth.nc.gov / Injury Epidemiology & Surveillance Unit/ 919-707-5425
N.C. Violent Death Reporting System / 919-707-5432

State of North Carolina / Department of Health and Human Services / www.ncdhhs.gov
N.C. DHHS is an equal opportunity employer and provider.
2019 FINAL DATA 8/16/21

Please see the NC-VDRS 2019 Annual Report for additional data and technical information.