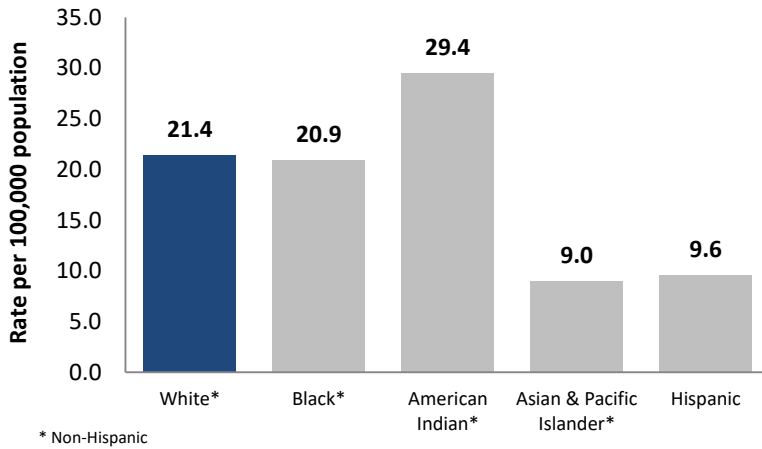


VIOLENT DEATHS AMONG WHITES IN NORTH CAROLINA: 2008-2017

The North Carolina Violent Death Reporting System (NC-VDRS) is a CDC-funded statewide surveillance system that collects detailed information on deaths that occur in North Carolina resulting from violence: homicide, suicide, unintentional firearm deaths, legal intervention and deaths for which intent could not be determined. NC-VDRS is a multi-source system that gathers information from death certificates, medical examiner reports and law enforcement reports. The goal of this system is to aid researchers, legislators, and community interest groups in the development of public health prevention strategies to reduce violent deaths. NC-VDRS began collecting data in January 2004. This document summarizes all deaths from violence among non-Hispanic (NH) white residents for the years 2008-2017.

Violent Death Rate by Race: NC-VDRS, 2008-2017

~N.C. Division of Public Health ~N.C. Violent Death Reporting System ~



- For the year 2017, there were 6,581,107 NH whites living in North Carolina, accounting for 64.1% of the state's population.

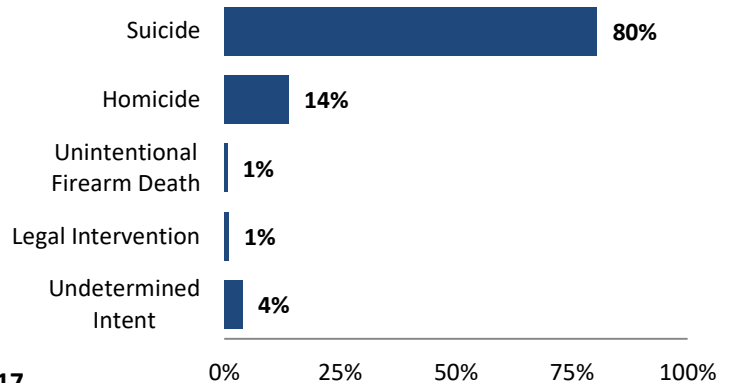
- NH whites had the second highest rate of violent death by race in North Carolina (21.4 per 100,000 population) from 2008 to 2017.

- From 2008 to 2017, 13,735 NH white residents in North Carolina died by violence.

- There were 1,913 homicides (13.9%), 11,055 suicides (80.5%), 90 unintentional firearm deaths (0.7%), 131 deaths due to legal interventions (1.0%), and 546 deaths of undetermined intent (4.0%).

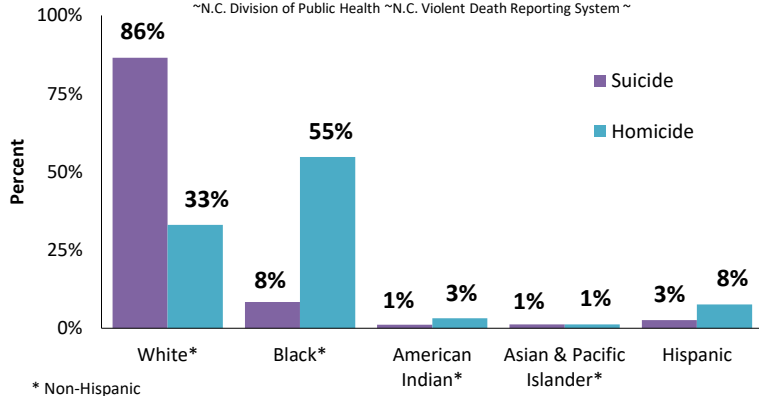
Manner of Death Among NH Whites: NC-VDRS 2008-2017

~N.C. Division of Public Health - N.C. Violent Death Reporting System ~



Manner of Death by Race: NC-VDRS, 2008-2017

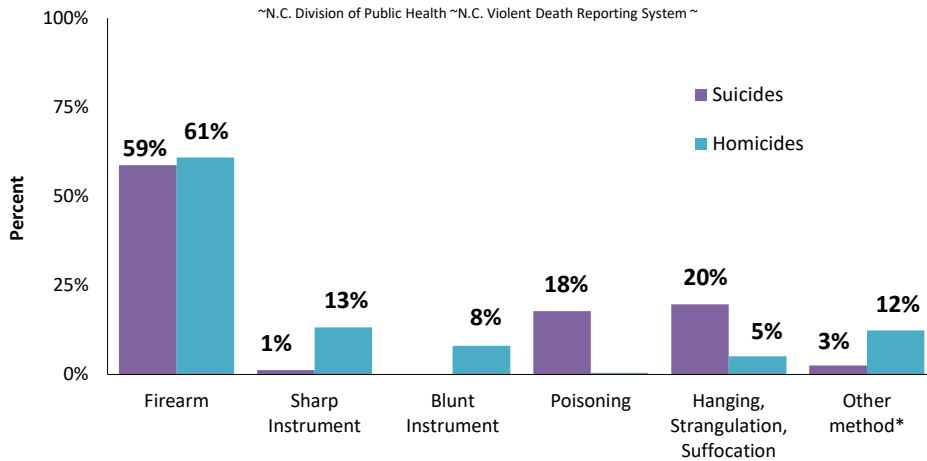
~N.C. Division of Public Health ~N.C. Violent Death Reporting System ~



- NH whites accounted for 33.0% of all homicides and 86.5% of all suicides, across all racial groups in North Carolina from 2008 to 2017.

- In contrast, NH Blacks accounted for 54.8% of all homicides and 8.4% of all suicides, across all racial groups in North Carolina from 2008 to 2017.

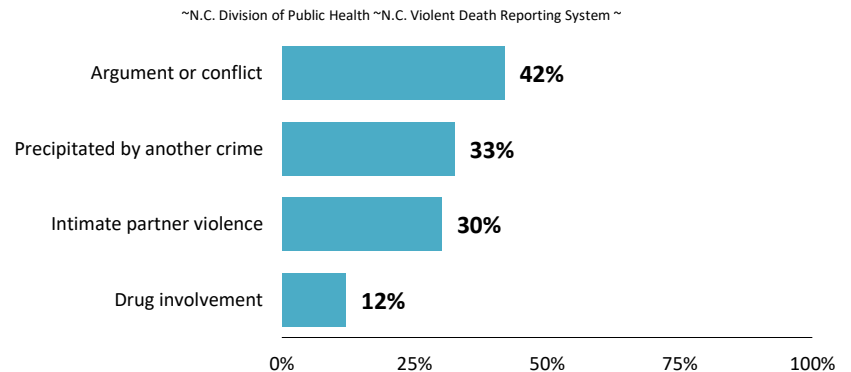
Method of Death Among NH Whites: NC-VDRS, 2008-2017



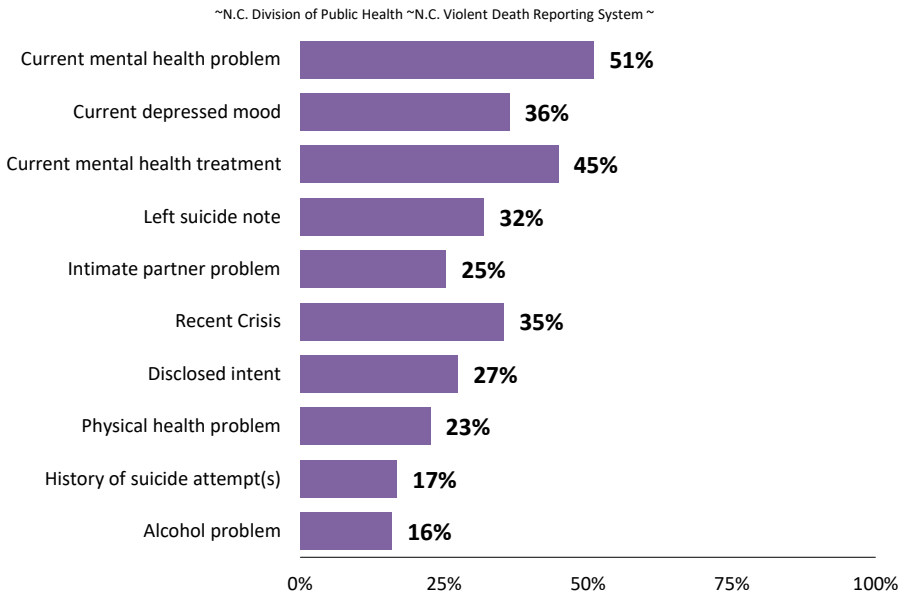
*Other includes fire/burns, falls, intentional neglect, personal weapons and other methods.

- Of all homicides among NH whites with known circumstance information, more than a third (41.9%) involved an argument or conflict.
- Another serious crime (e.g., robbery, burglary) precipitated 32.5% of homicides among NH whites.
- Of these homicides, 30.1% involved intimate partner violence.

Homicide Circumstances* Among NH Whites, 2008-2017



* 91.5% of homicide cases had circumstance information.



* 94.5% of suicide cases had circumstance information.

- Among NH white suicide victims with known circumstance information, 51.0% were characterized as having a current mental health problem and 36.3% were characterized as being depressed at the time of suicide.
- Nearly a third (31.9%) of NH white suicide victims left a suicide note and 27.4% disclosed their intent to complete suicide.
- Around one-quarter (25.3%) of NH white suicide victims experienced a recent problem with an intimate partner.

The North Carolina Violent Death Reporting System is supported by Cooperative Agreement 5NU17/CE002613-05-00 from the Centers for Disease Control and Prevention (CDC).



NC DEPARTMENT OF
HEALTH AND
HUMAN SERVICES
Division of Public Health

North Carolina Violent Death
NC VDRS
Reporting System

N.C. Division of Public Health / www.publichealth.nc.gov / Injury Epidemiology & Surveillance Unit/ 919-707-5425
N.C. Violent Death Reporting System / 919-707-5432
State of North Carolina / Department of Health and Human Services / www.ncdhhs.gov
N.C. DHHS is an equal opportunity employer and provider. 2017 FINAL DATA 5/19

Please see the NC-VDRS 2017 Annual Report for additional data and technical information.