



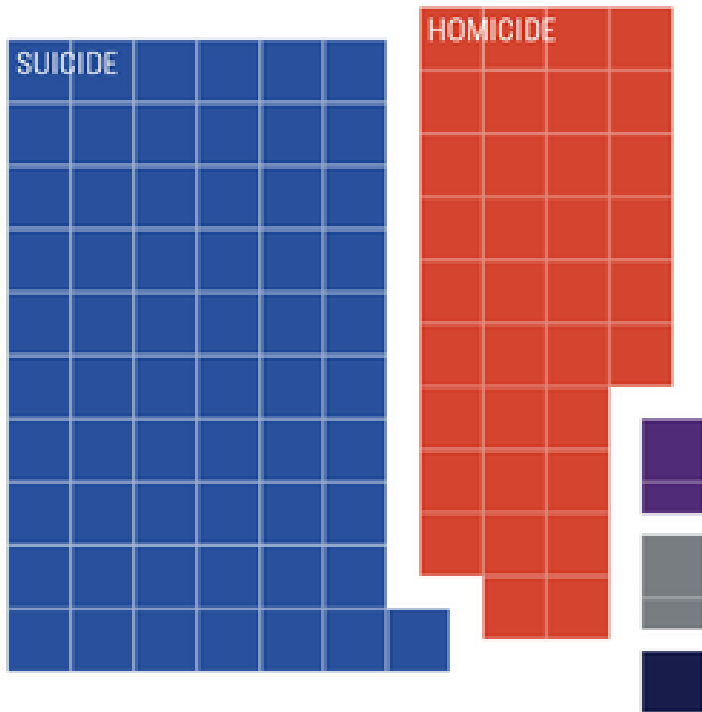
Firearm Deaths and Injuries among Youth in North Carolina

Scott K. Proescholdbell, MPH

North Carolina Division of Public Health
Chronic Disease and Injury Section
Injury and Violence Prevention Branch

Firearm-related Violence in US & NC

EACH YEAR 36,383 AMERICANS DIE FROM GUN VIOLENCE



- GUN SUICIDES: 22,274 (61%)
- GUN HOMICIDES: 12,830 (35%)
- LAW ENFORCEMENT SHOOTINGS: 496 (1.4%)
- UNINTENTIONAL SHOOTINGS: 487 (1.3%)
- UNDETERMINED: 295 (0.8%)

NC Firearm-related deaths, 2018*

NC all ages= 1,345

NC ages 0-17= 61

North Carolina
Injury & Violence
PREVENTION Branch

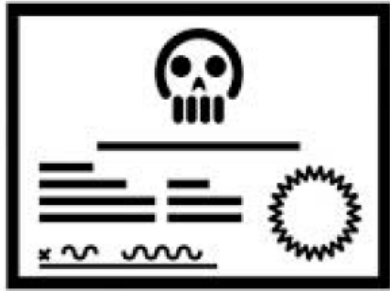
* 2018 data are provisional
Analysis by Injury Epidemiology and Surveillance Unit (as of Dec 2019)

North Carolina Violent Death Reporting System (NC-VDRS)

Data and Surveillance

- Since 2004, abstract approximately 2,000 violent deaths per year (homicides, suicides, firearm deaths)
- Data Sources and Collaborators
 - Death certificate data- State Center for Health Statistics
 - NC Office of the Chief Medical Examiner (OCME)
 - NC-IBRS (SBI)
 - Decentralized law enforcement
 - More than 650 law enforcement agencies in NC
 - ~250 in a given year experience violent death
- Data can differ slightly due to case definition, data closeout dates, and other factors

North Carolina Violent Death Reporting System



Death Certificates



LE Reports



C/ME Reports



600+ data fields



Injury characteristics



Demographics



Circumstances



Mental Health Diagnoses



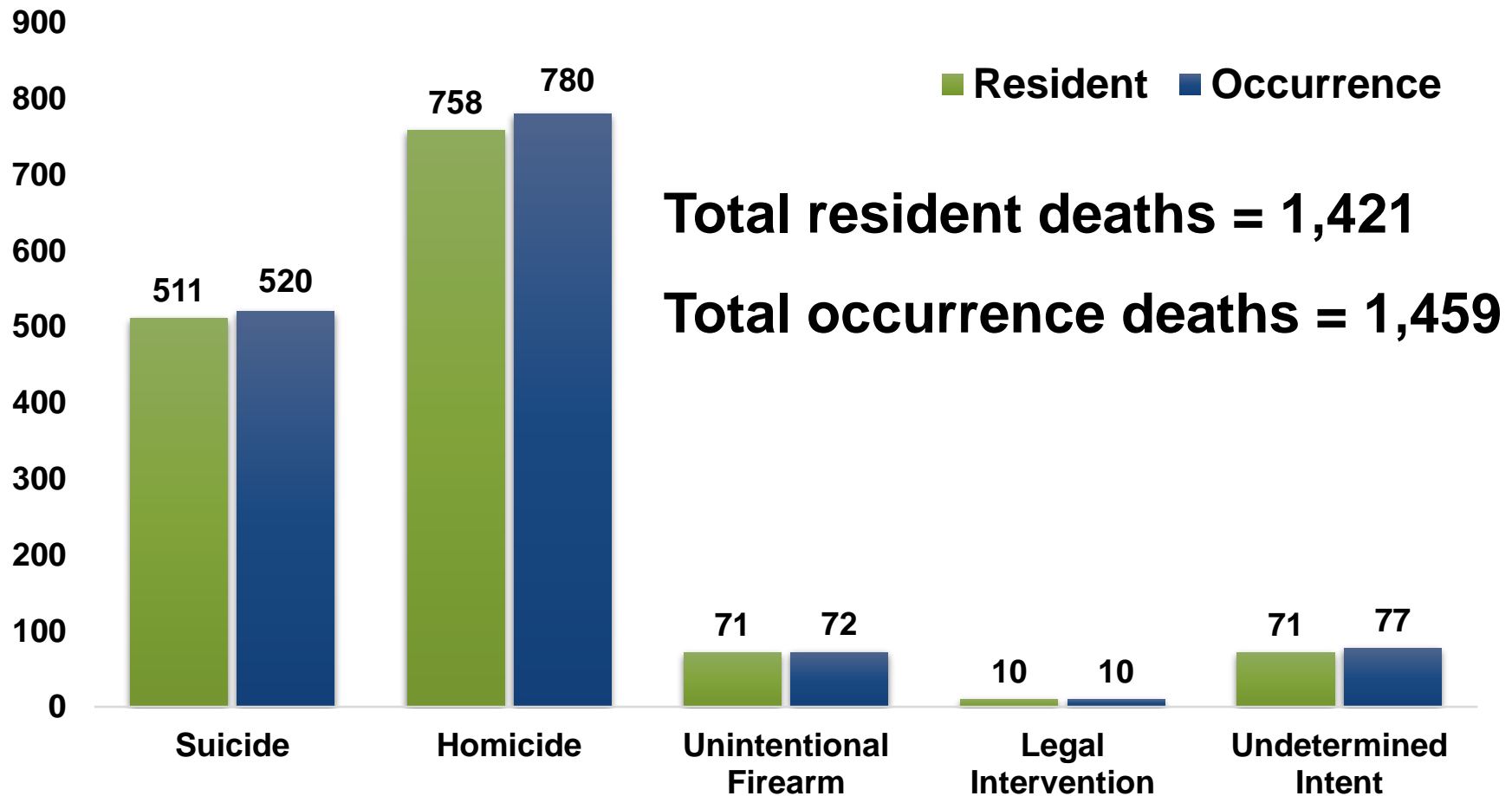
Toxicology

North Carolina Violent Death Reporting System
NC VDRS
Reporting System

North Carolina Injury & Violence PREVENTION Branch

Deaths by Manner/Intent: Resident and Occurrence Deaths

North Carolina Violent Death Reporting System, age 0-17, 2004-2018*

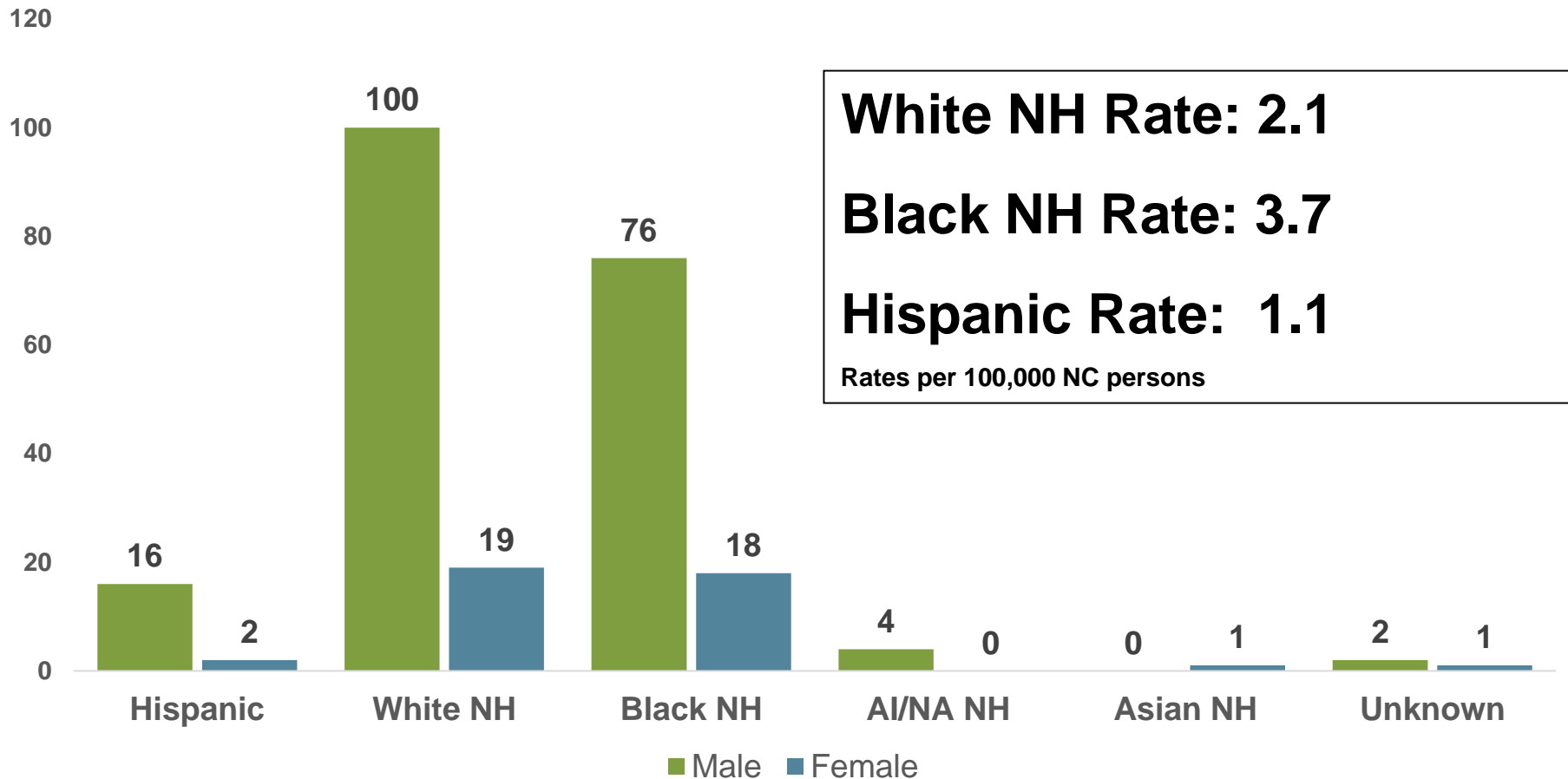


* 2018 data is provisional
 Analysis by Injury Epidemiology and Surveillance Unit (as of Dec 2019)

Firearm Deaths in North Carolina: 2014-2018*

NC all ages= 6,477
NC ages 0-17= 239

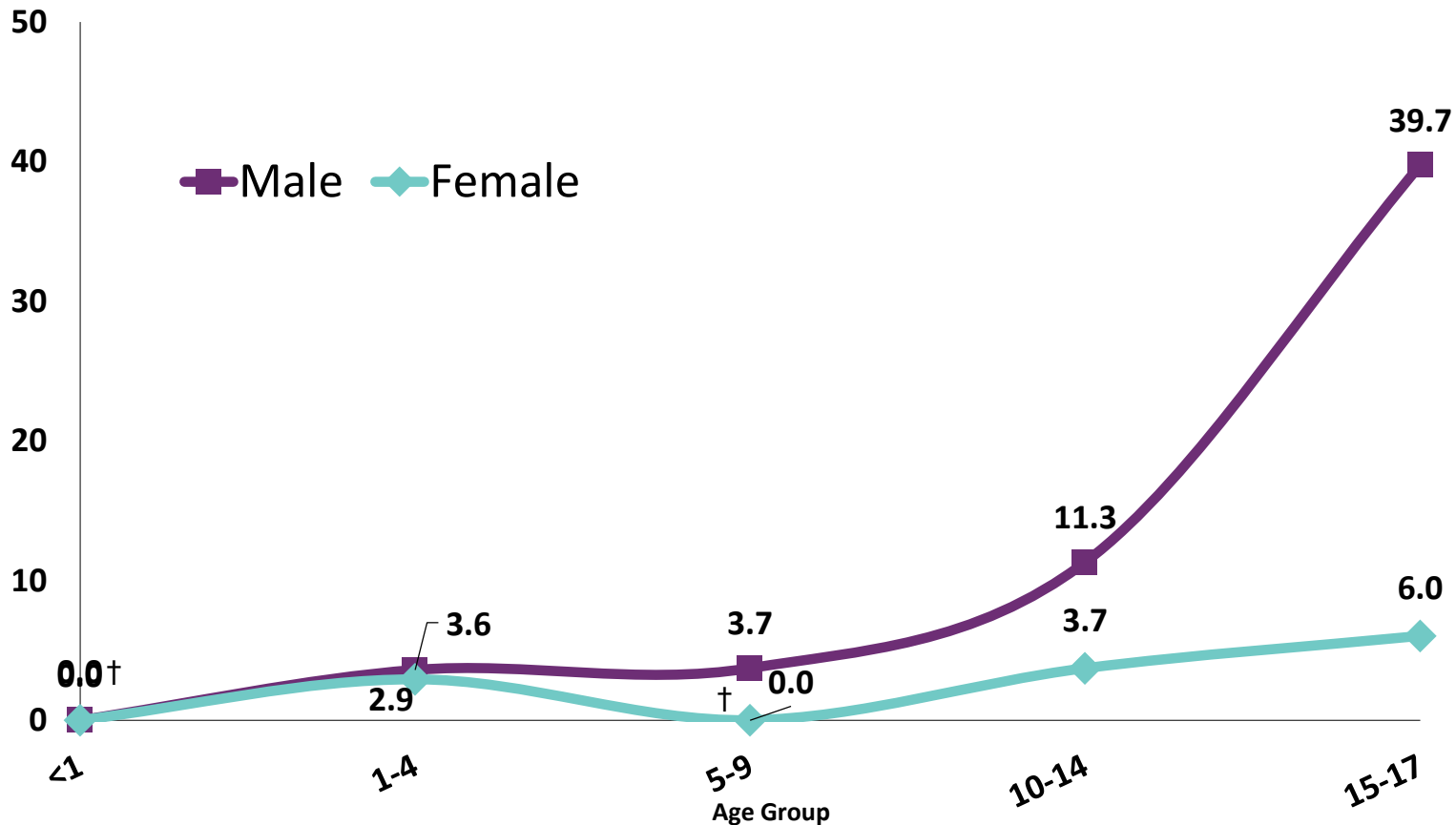
Firearm Death Counts/Rates by Race ages 0-17: NC-VDRS, 2014-2018*



***Technical Note:** 239 violent deaths caused by firearms among 0-17: 2014 -2018- using May 2019 datafile
2018* data are provisional

Data Source: North Carolina Violent Death Reporting System, 2017 ; Analysis conducted by Injury Epidemiology and Surveillance Unit

Firearm Death Rates by Sex and Age (0-17): NC-VDRS, 2014-2018*



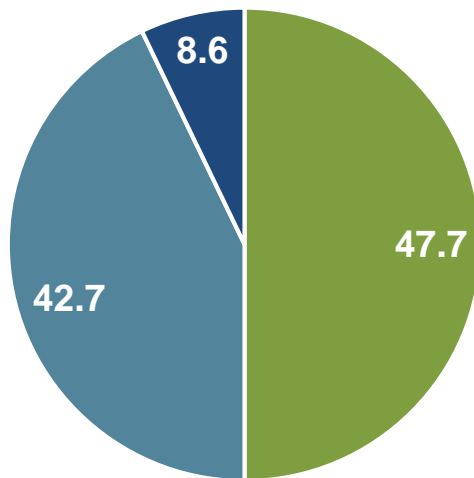
* Rate per 100,000 NC population; † <5 deaths; rate suppressed

Technical Note: 239 violent deaths caused by firearms among 0-17: 2014 -2018- using May 2019 datafile
2018* data are provisional

Data Source: North Carolina Violent Death Reporting System, 2017 ; Analysis conducted by Injury Epidemiology and Surveillance Unit

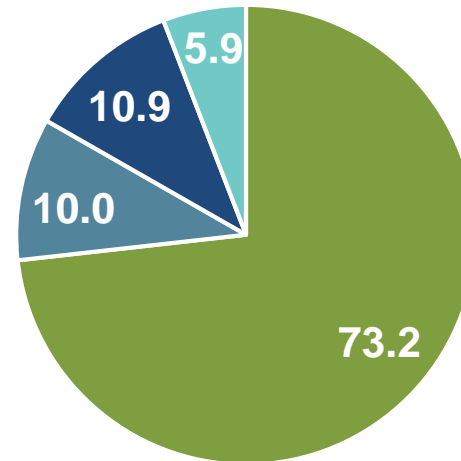
Firearm-Related Deaths by Manner and Firearm Type, ages 0-17: NC-VDRS, 2014-2018*

Manner by Percent



■ Homicide ■ Suicide ■ Unintentional firearm

Firearm Type by Percent



■ Handgun ■ Rifle
■ Shotgun ■ Other/Unknown

Technical Note: 239 violent deaths caused by firearms for ages 0-17: 2014-2018- using Dec 2019 datafile

*2018 data are provisional

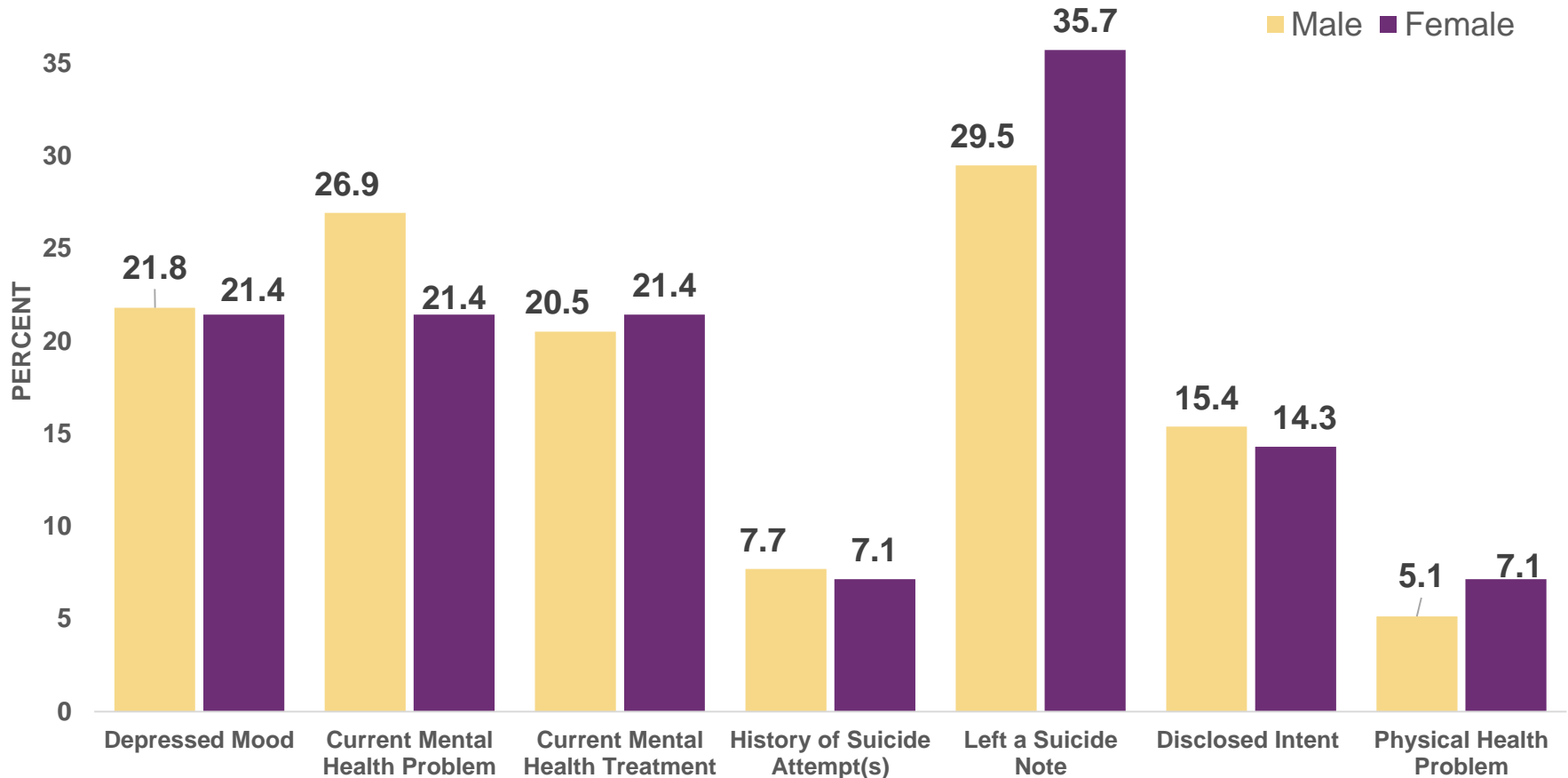
Data Source: North Carolina Violent Death Reporting System, 2017 ; Analysis conducted by Injury Epidemiology and Surveillance Unit

Circumstances

Firearm-related Suicide Circumstances

Firearm Suicides: Percent of Circumstances:

NC-VDRS ages 0-17, 2014-2018*



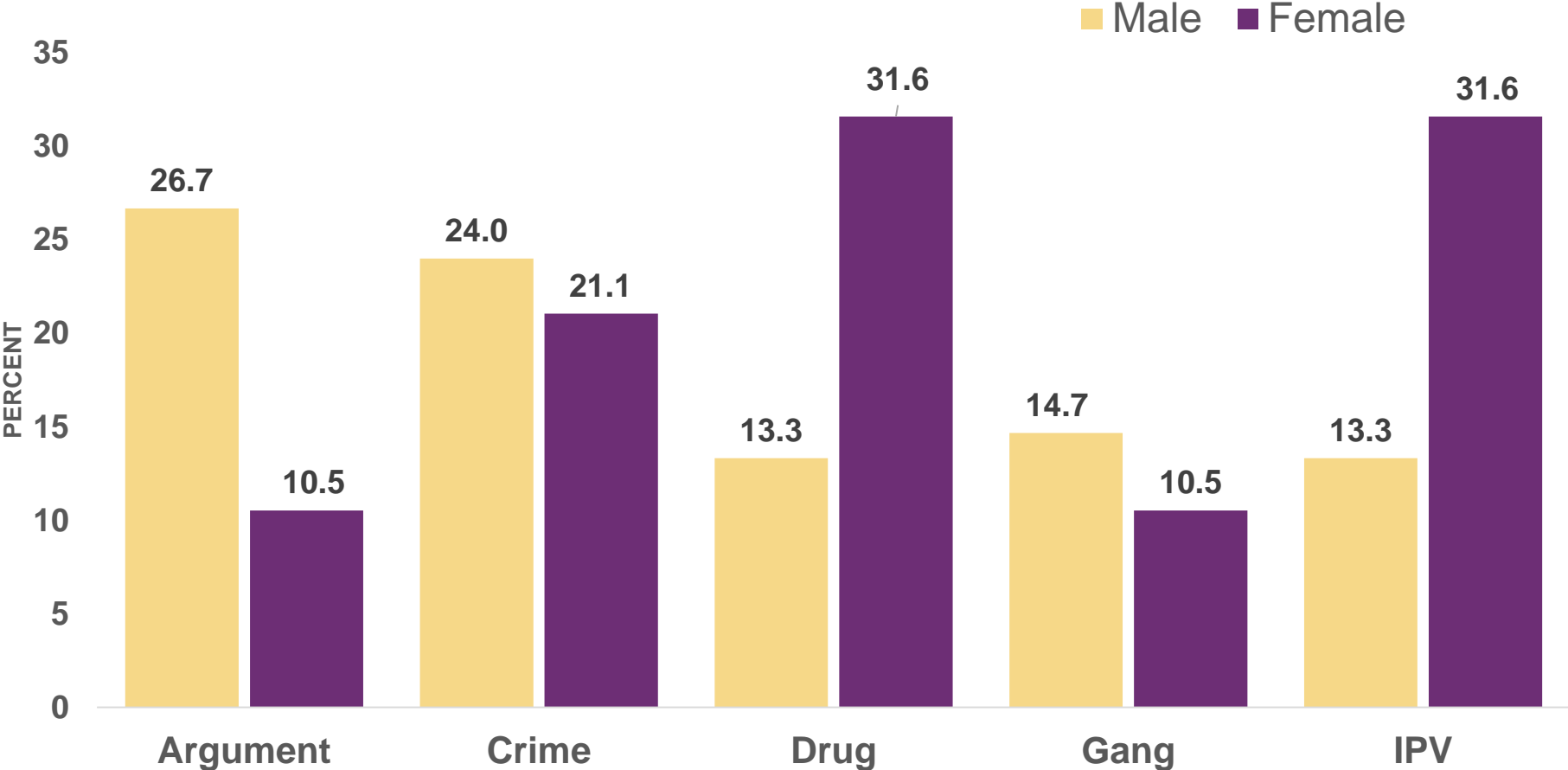
N= 102: total number suicide firearm deaths 0-17

N= 92: At least 1 known circumstance (90.2%)

Analysis by Injury Epidemiology and Surveillance Unit- using Dec 2019 datafile
 *2018 data are provisional

Firearm-related Homicide Circumstances

Firearm-related Homicide: Percent of Circumstances for ages 0-17: NC-VDRS, 2016-2017



N= 114: total number homicide firearm deaths 0-17

N= 94: At least 1 known circumstance (82.7%)

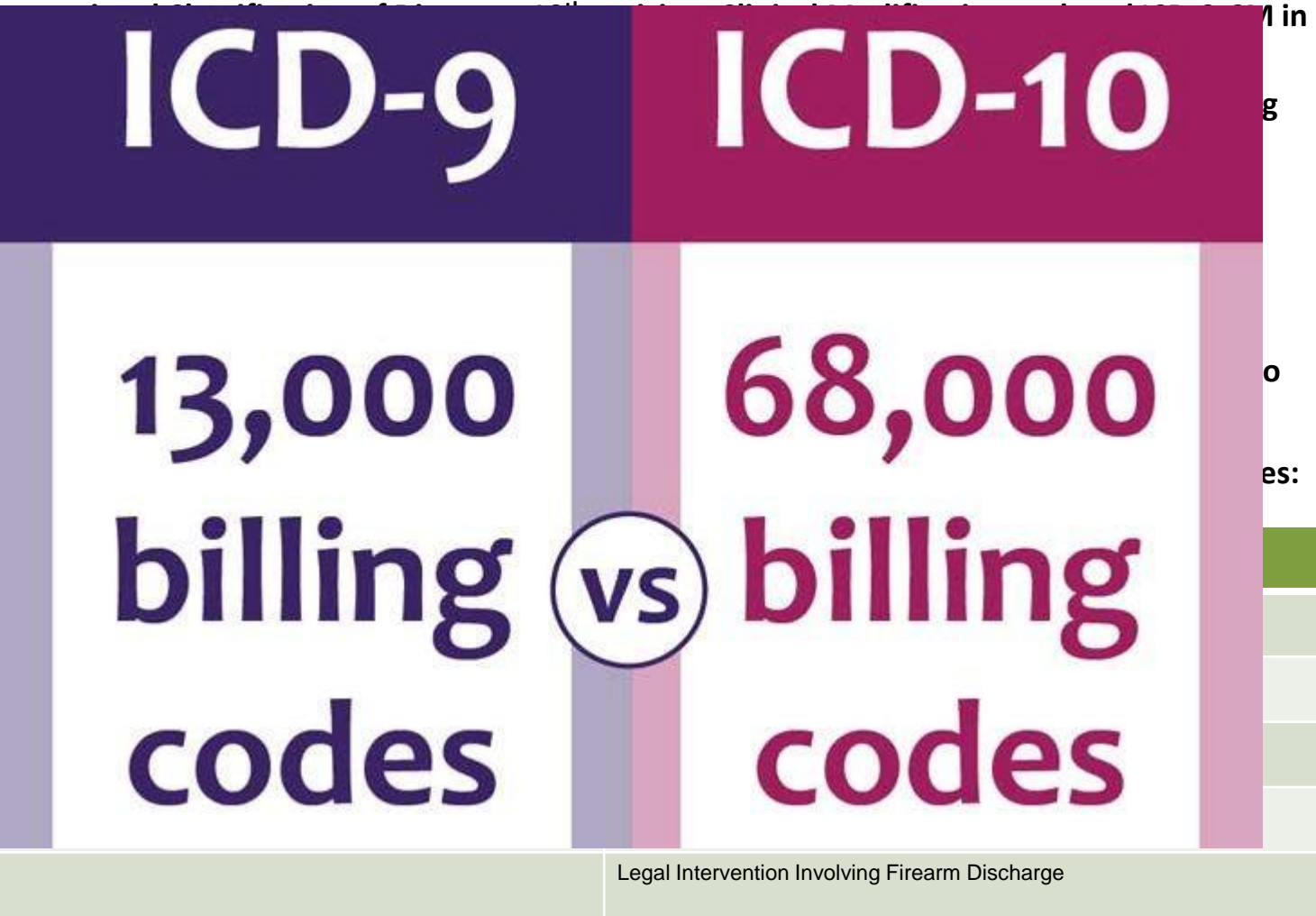
Analysis by Injury Epidemiology and Surveillance Unit- using Dec 2019 datafile



Firearm-Related ED Visits

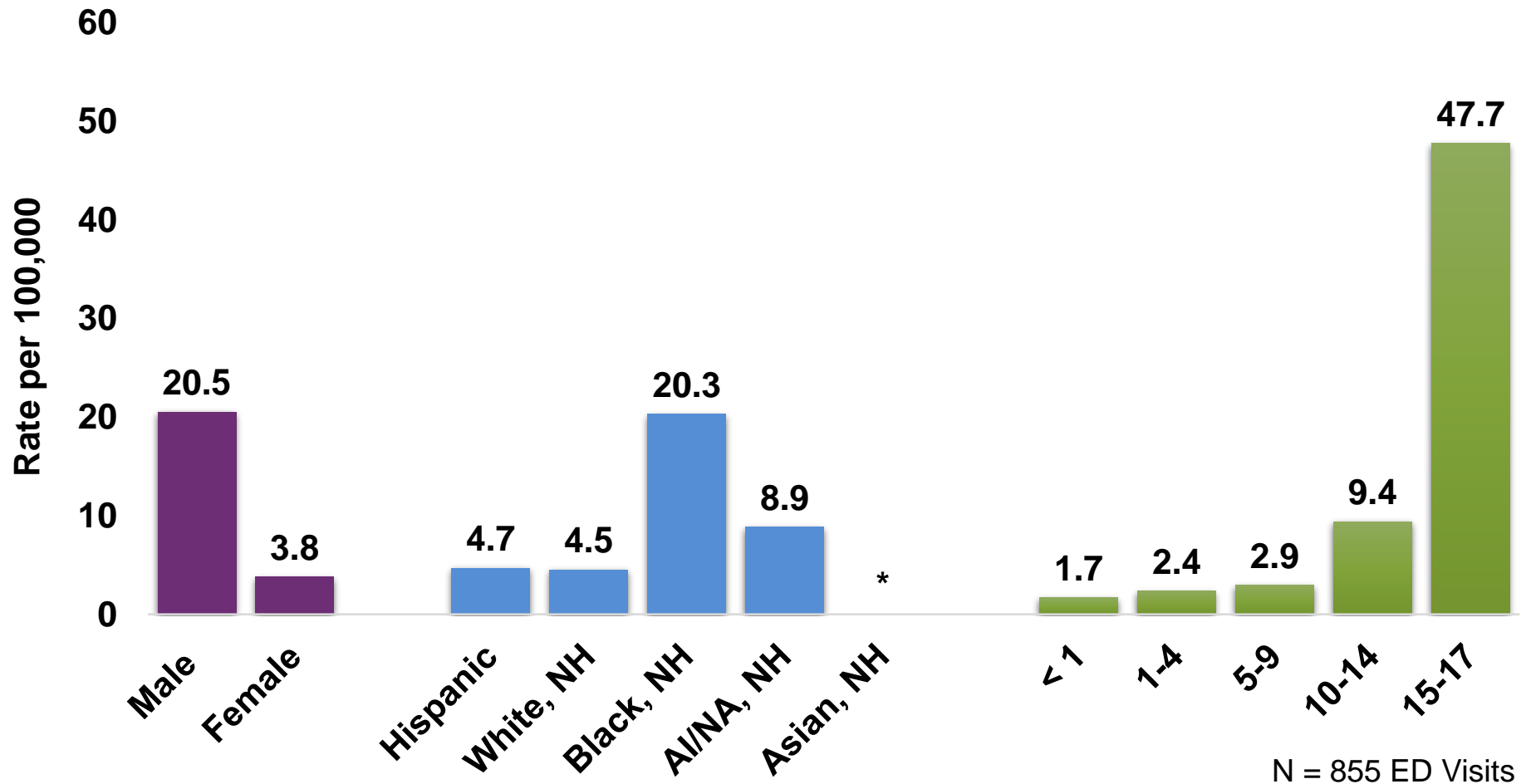
Quick Note: ICD-10-CM Transition

- The In...
- 2015
- Af
- ICD-10
- Co
- Nu
- ICD
- Case c
- chang
- Curre



*With a 7th character of A or missing (Initial encounter/active treatment)

Firearm-Related ED Visit (0-17) Rates, 2016-2018

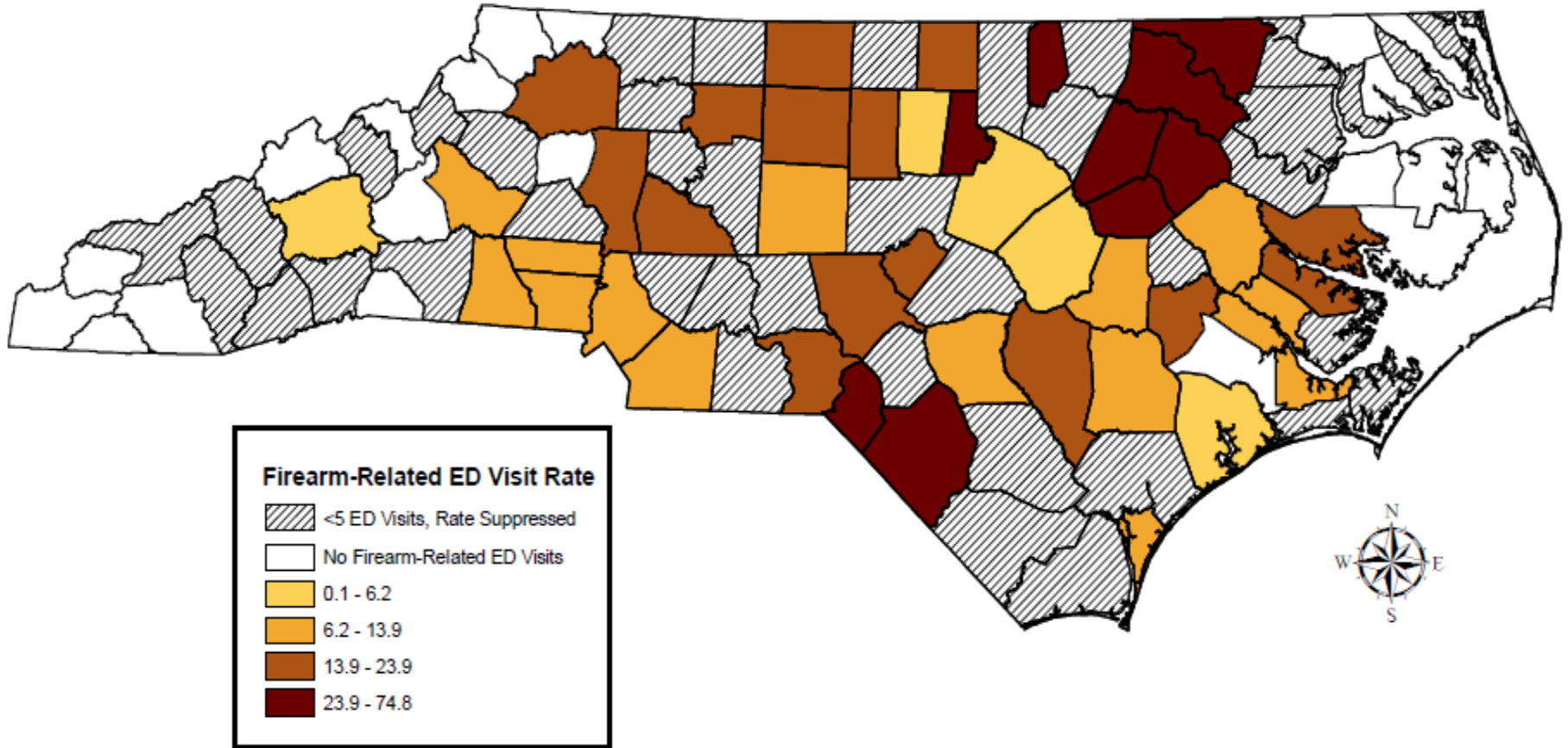


*NC Residents, 2016-2018; NH: Non-Hispanic

Source: NC State Center for Health Statistics, Hospitalization Discharge Data (2016-2018) [Excludes Deaths]

Analysis by Injury Epidemiology and Surveillance Unit

Firearm-Related ED Visits Among NC Residents Ages 17 and Younger, 2016-2018



N = 855 ED Visits

*NC Residents, 2016-2018;

Source: NC State Center for Health Statistics, Hospitalization Discharge Data (2016-2018) [Excludes Deaths]

Analysis by Injury Epidemiology and Surveillance Unit

Firearm-Related Hospitalization (0-17) Charges, 2016-2018

- **\$96,239** average charge

- **\$3,477** minimum charge

- **\$1,479,954** maximum charge

N = 275 Hospitalizations

*NC Residents, 2016-2018

Source: NC State Center for Health Statistics, Hospitalization Discharge Data (2016-2018) [Excludes Deaths]

Analysis by Injury Epidemiology and Surveillance Unit

Prevention

4.6 MILLION CHILDREN

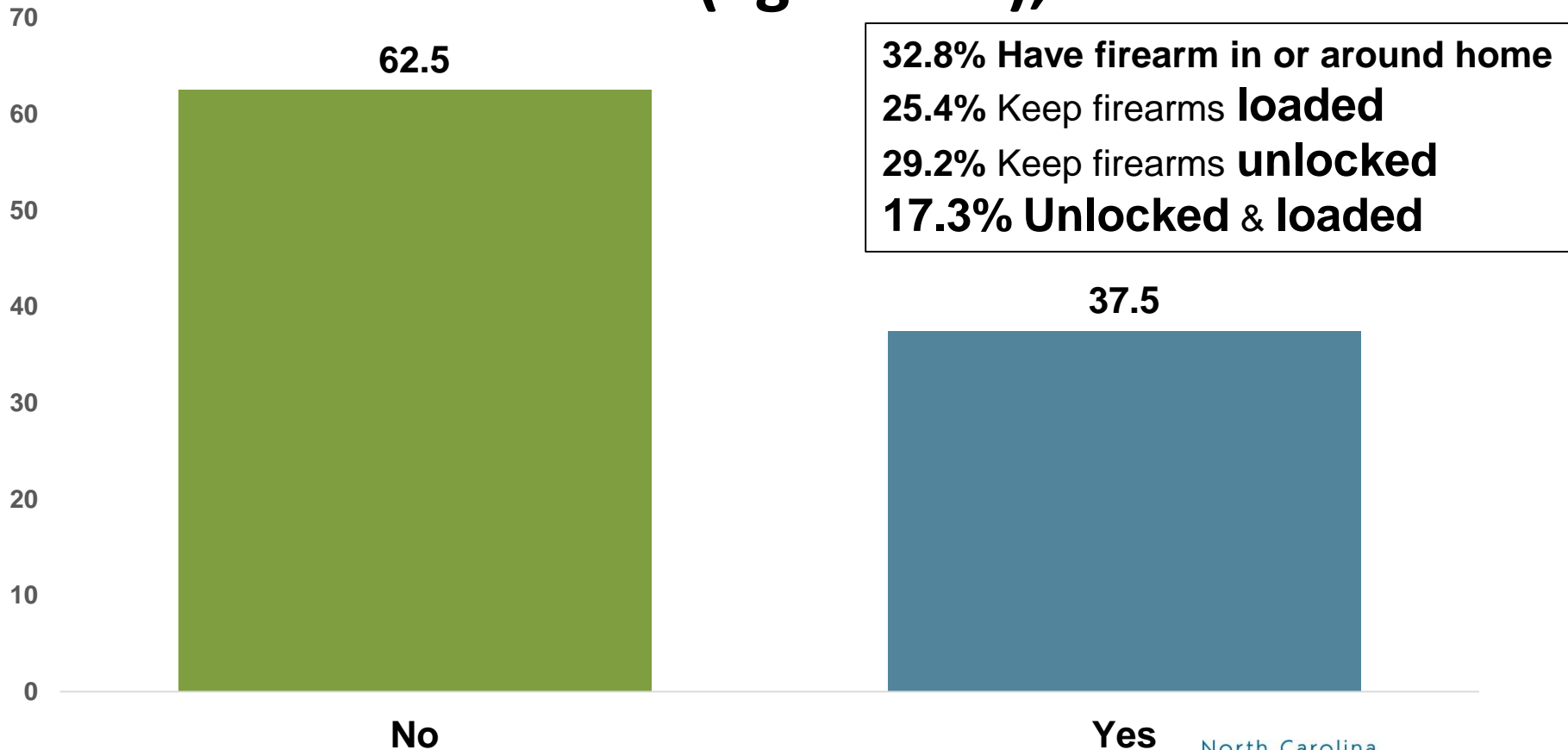


**LIVE IN HOMES WHERE
GUNS ARE UNLOCKED
AND LOADED**



**1,500 CHILDREN
ARE KILLED WITH GUNS
EVERY YEAR**

Percent of NC Parents Firearm Practices (Do you use a gun or chamber lock?) NC CHAMP (ages 0-17), 2011





NC DEPARTMENT OF
HEALTH AND HUMAN SERVICES
Division of Public Health

Scott Proescholdbell

Injury Epidemiologist, Injury and Violence Prevention Branch

Scott.Proescholdbell@dhhs.nc.gov

Dana Dandeneau

Injury Epidemiology Fellow, Injury and Violence Prevention Branch

Dana.Dandeneau@dhhs.nc.gov

Tammy Norwood

Program Manager, NC-VDRS, Injury and Violence Prevention Branch

Tammy.Norwood@dhhs.nc.gov

North Carolina
Injury & Violence
PREVENTION Branch