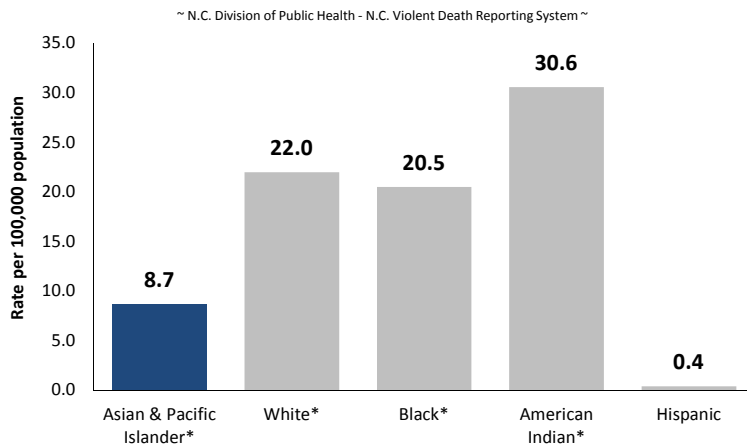


VIOLENT DEATHS AMONG ASIANS AND PACIFIC ISLANDERS IN NORTH CAROLINA: 2006-2015

The North Carolina Violent Death Reporting System (NC-VDRS) is a CDC-funded statewide surveillance system that collects detailed information on deaths that occur in North Carolina resulting from violence: homicide, suicide, unintentional firearm deaths, legal intervention and deaths for which intent could not be determined. NC-VDRS is a multi-source system that gathers information from death certificates, medical examiner reports and law enforcement reports. The goal of this system is to aid researchers, legislators, and community interest groups in the development of public health prevention strategies to reduce violent deaths. NC-VDRS began collecting data in January 2004. This document summarizes all deaths from violence among non-Hispanic (NH) Asian and Pacific Islander residents for the years 2006-2015.

North Carolina Violent Death Reporting

Violent Death Rate by Race, NC-VDRS, 2006-2015



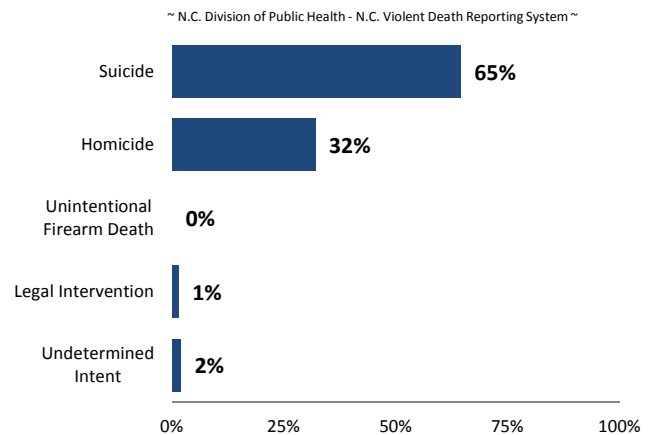
* Non-Hispanic

- For the years 2006-2015, there were 2,322,273 NH Asians and Pacific Islanders living in North Carolina, accounting for 2.4 percent of the state's population.

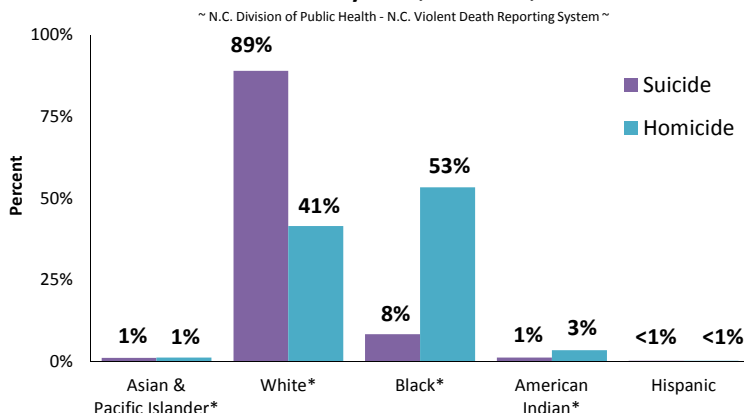
- NH Asians and Pacific Islanders had the second lowest rate of violent death by race in North Carolina for the years 2006-2015 (8.7 per 100,000 population).

- From 2006 to 2015, 203 NH Asian and Pacific Islander residents died by violence.
- There were 131 suicides (64.5%), 65 homicides (32.0%), three deaths from legal interventions (1.5%), and four deaths of undetermined intent (2.0%). There were no unintentional firearm deaths.
- Male NH Asian and Pacific Islander residents were more likely to die by violence than females between 2006 to 2015 (69.0% versus 31.0%).

Manner of Death Among NH Asians & Pacific Islanders, NC-VDRS, 2006-2015



Manner of Death by Race, NC-VDRS, 2006-2015

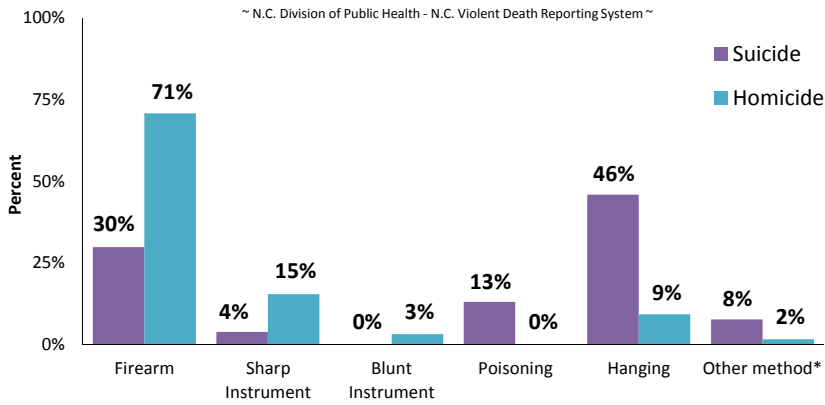


* Non-Hispanic

- NH Asians and Pacific Islanders accounted for 1.1 percent of all homicides and 1.1 percent of all suicides, across all racial groups in North Carolina from 2006 to 2015.
- In contrast, NH whites accounted for 89.1 percent of all suicides, and NH blacks accounted for 53.3 percent of all homicides, across all racial groups in North Carolina from 2006 to 2015.

Method of Death, NH Asian and Pacific Islander Violent Deaths, NC-VDRS, 2006-2015

~ N.C. Division of Public Health - N.C. Violent Death Reporting System ~



*Other includes fire/burns, unarmed assault, falls, and other methods of death.

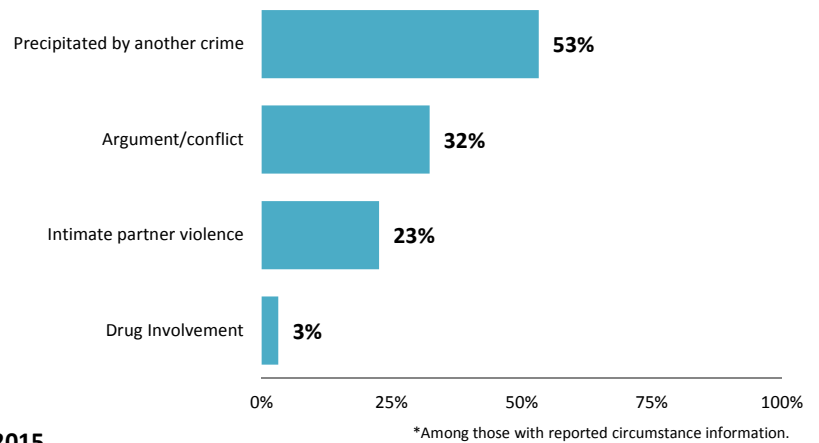
- Of all homicides among NH Asians and Pacific Islanders with known circumstance information, half (53.2%) were precipitated by another serious crime (e.g., robbery, burglary).
- An argument or conflict precipitated 32.3 percent of homicides among NH Asians and Pacific Islanders.
- Twenty-three percent of homicides were related to intimate partner violence.

- The majority of homicides (70.8%) were committed using firearms, followed by those committed using sharp instruments (15.4%).

- The most common method of suicide was hanging (45.8%), followed by those completed using firearms (29.8%).

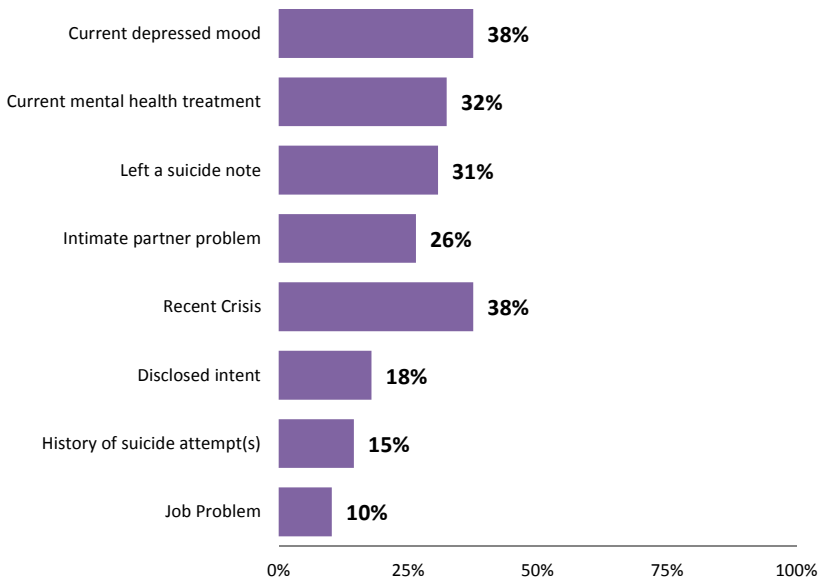
Homicide Circumstances* Among NH Asians & Pacific Islanders, 2006-2015

~ N.C. Division of Public Health - N.C. Violent Death Reporting System ~



Suicide Circumstances* Among NH Asians & Pacific Islanders, 2006-2015

~ N.C. Division of Public Health - N.C. Violent Death Reporting System ~



- Among NH Asian and Pacific Islander suicide victims with known circumstance information, 37.6 percent were characterized as being depressed at

- One-third (32.5%) of suicide victims were receiving treatment for a mental health problem, and 17.9 percent disclosed their intent to complete suicide.

- Twenty-seven percent of NH Asian & Pacific Islander suicide victims experienced a recent problem with an intimate partner.

*Among those with reported circumstance information.

The North Carolina Violent Death Reporting System is supported by Cooperative Agreement 5U17/CE002613-04 from the Centers for Disease Control and Prevention (CDC).



N.C. Division of Public Health / www.publichealth.nc.gov / Injury Epidemiology & Surveillance Unit / 919-707-5425
 N.C. Violent Death Reporting System / 919-707-5432
 State of North Carolina / Department of Health and Human Services / www.ncdhhs.gov
 N.C. DHHS is an equal opportunity employer and provider. 2015 FINAL DATA 8/17

Please see the NC-VDRS 2015 Annual Report for additional data and technical information.