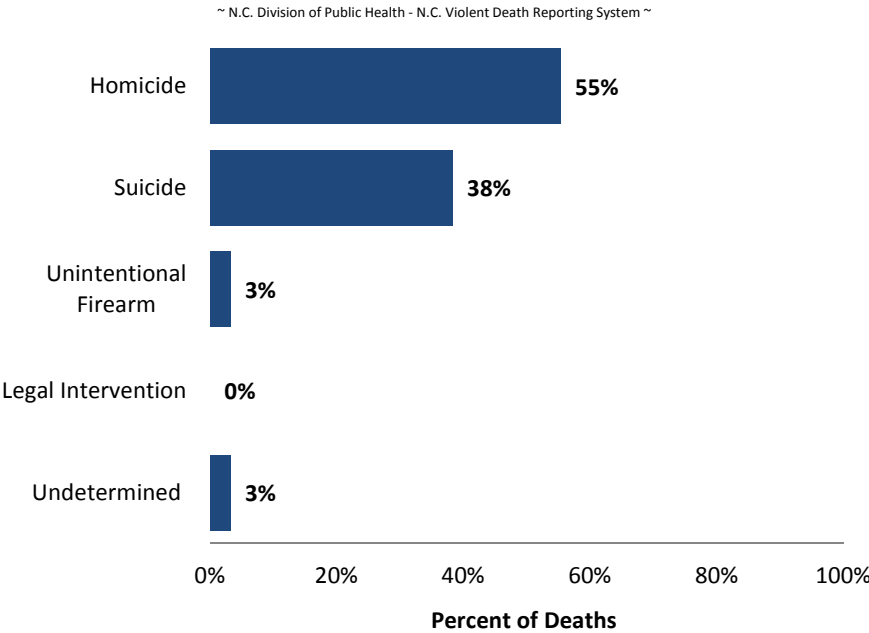


CHILD VIOLENT DEATH IN NORTH CAROLINA, 2015

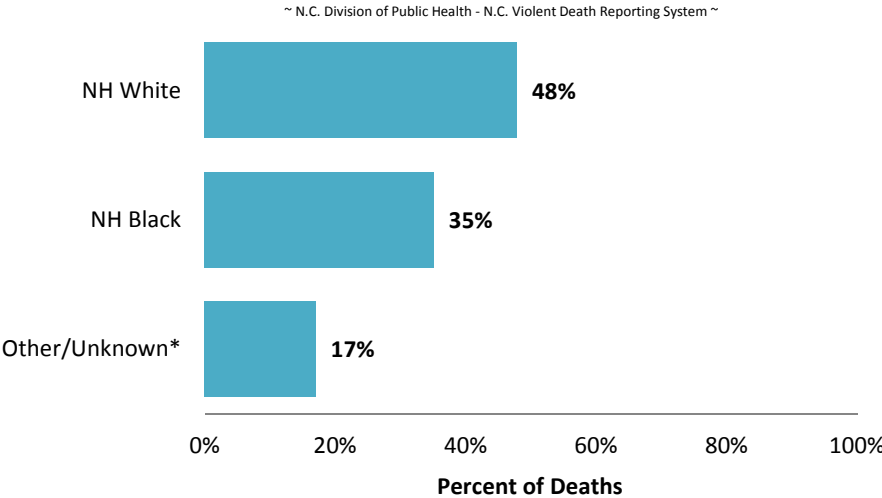
The North Carolina Violent Death Reporting System (NC-VDRS) is a CDC-funded statewide surveillance system that collects detailed information on deaths that occur in North Carolina resulting from violence: homicide, suicide, unintentional firearm deaths, legal intervention and deaths for which intent could not be determined. NC-VDRS is a multi-source system that gathers information from death certificates, medical examiner reports and law enforcement reports. The goal of this system is to aid researchers, legislators, and community interest groups in the development of public health prevention strategies to reduce violent deaths. NC-VDRS began collecting data in January 2004. This document summarizes child violent deaths among North Carolina residents for the year 2015.

Manner of Child Violent Death (ages 0-17): NC-VDRS, 2015



- In 2015, there were a total of 94 violent deaths among North Carolina children ages 0-17.
- There were 52 homicides (55.3%), 36 suicides (38.3%), three unintentional firearm deaths (3.2%), and three deaths for which the Medical Examiner’s Office could not determine the manner of death (3.2%).
- Most of the child victims were male (66.0%).

Percent of Child Violent Deaths by Race*: NC-VDRS, 2015

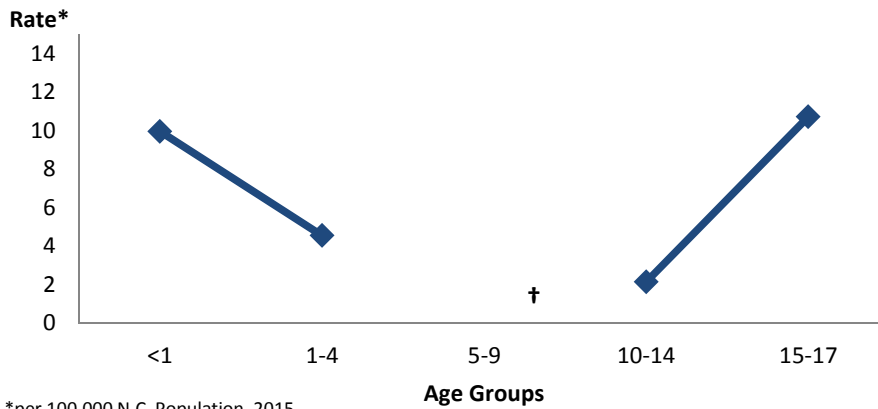


- Non-Hispanic (NH) whites accounted for the greatest percent of deaths (47.9%), but NH black children had a higher rate of violent death: 5.8 deaths per 100,000 population vs. 3.6 deaths per 100,000 population for white children.

*Other includes non-Hispanic Asian, non-Hispanic American Indian., and Hispanic

Child Violent Death Rates* by Age: NC-VDRS, 2015

~ N.C. Division of Public Health - N.C. Violent Death Reporting System ~

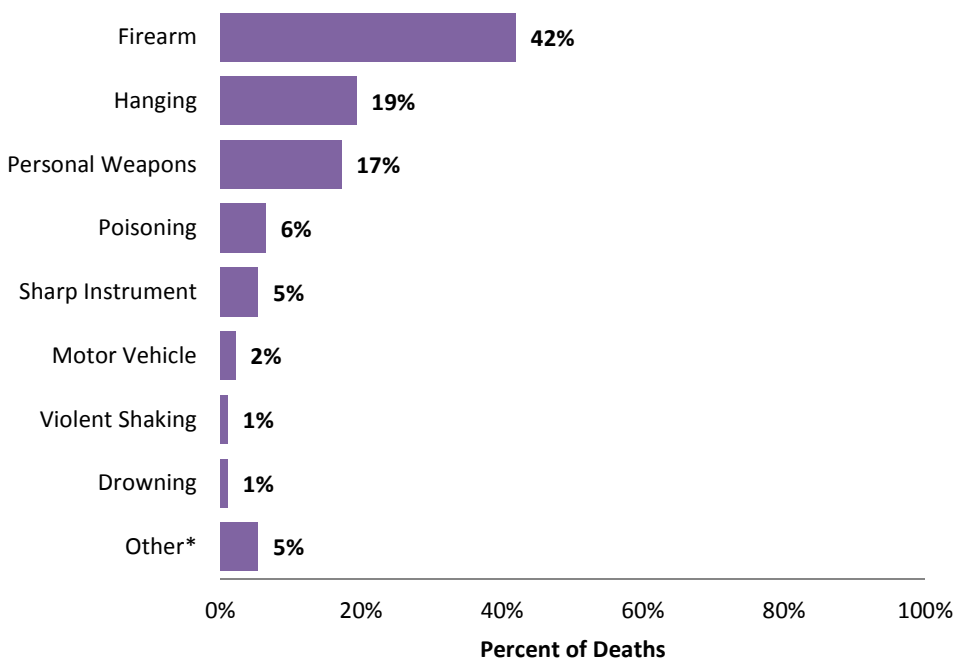


*per 100,000 N.C. Population, 2015
† Less than 5 deaths, rate suppressed

- The highest child violent death rate occurred among children ages 15-17 (10.7 deaths per 100,000 population).
- Children less than one year of age had the second highest rate of violent deaths (10.0 deaths per 100,000 population).
- The number of deaths among children ages 5-9 was too small to support a rate calculation.

Method of Child Violent Death: NC-VDRS, 2015

~ N.C. Division of Public Health - N.C. Violent Death Reporting System ~



- Firearms were involved in 41.9% of all child violent deaths. This percentage was propelled by the high number of firearm related deaths (n=23) among children ages 15-17.
- Hanging was the second most common cause of violent death among children (19.4%).
- Personal weapons were the most common causes of death among children under the age of one, while firearms were the most common method of death among children ages 10-14.

* Other includes: non-powder gun, blunt instrument, unknown, fall, fire or burns, intentional neglect, (e.g., starving a baby or oneself), and other transport vehicle, (e.g., trains, planes, boats)

More information on child violence prevention can be found at:

State Resource Partners
North Carolina Division of Social Services:
Child Protective Services
 Contact: (919) 733-4622
www.ncdhhs.gov/dss/cps/

National Resources
Children's Bureau
 Contact: Carlis Williams (404) 562-2900
www.acf.hhs.gov/programs/cb

The North Carolina Violent Death Reporting System is supported by Cooperative Agreement 5U17/CE002613-04 from the Centers for Disease Control and Prevention (CDC).



N.C. Division of Public Health / www.publichealth.nc.gov / Injury Epidemiology & Surveillance Unit/ 919-707-5425
 N.C. Violent Death Reporting System / 919-707-5432

State of North Carolina / Department of Health and Human Services / www.ncdhhs.gov
 N.C. DHHS is an equal opportunity employer and provider. 2015 FINAL DATA 8/17

Please see the NC-VDRS Annual Report for additional data and technical information.