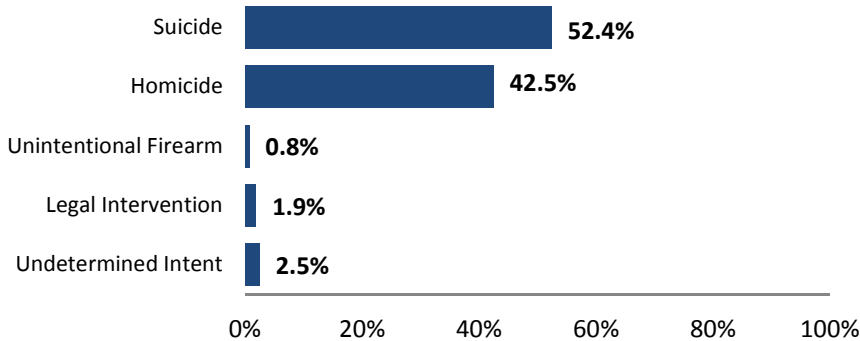


VIOLENT DEATH IN NORTH CAROLINA: CUMBERLAND COUNTY INCIDENTS, 2006-2015

The North Carolina Violent Death Reporting System (NC-VDRS) is a CDC-funded statewide surveillance system that collects detailed information on deaths that occur in North Carolina resulting from violence: homicide, suicide, unintentional firearm deaths, legal intervention and deaths for which intent could not be determined. NC-VDRS is a multi-source system that gathers information from death certificates, medical examiner reports and law enforcement reports. The goal of this system is to aid researchers, legislators, and community interest groups in the development of public health prevention strategies to reduce violent deaths. All deaths reported in this document are based on location of occurrence rather than residence and, instead of a rate, the occurrence ratio is reported. This statistic is derived from the total number of violent deaths resulting from injuries in a specified geographic region divided by the number of residents in this region. This document summarizes all fatal injuries from violence that occurred in Cumberland County for the years 2006-2015.

Manner of Death: Cumberland County, N.C.:
NC-VDRS, 2006-2015*

~ N.C. Division of Public Health - N.C. Violent Death Reporting System ~



- For the years 2006-2015, there were 798 violent deaths from injuries sustained in Cumberland County. Of these 798 deaths, 775 were N.C. residents (97.1%) and 739 were Cumberland County residents (92.6%).

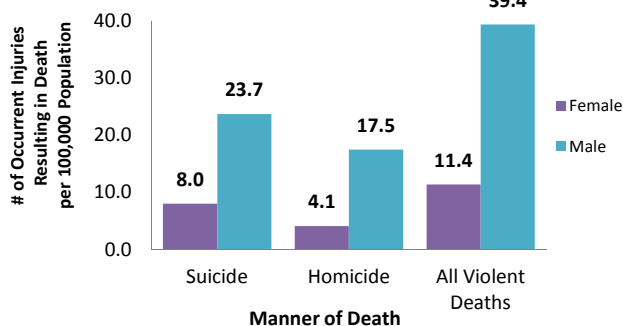
- There were 418 suicides (52.4%), 339 homicides (42.5%), six unintentional firearm deaths (0.8%), 15 deaths from legal intervention (1.9%) and 20 deaths of

*Based on the county of injury occurrence.

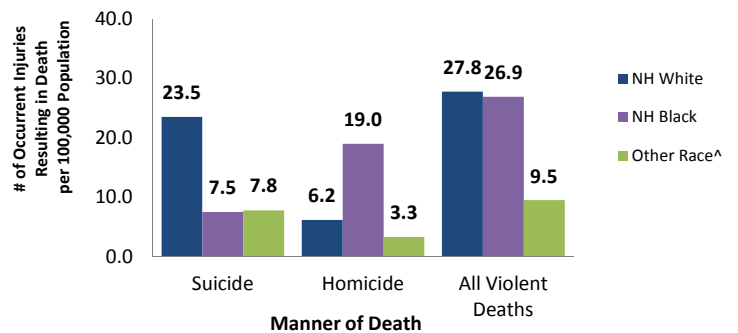
- In Cumberland County, the suicide ratio was 3.0 times higher in males than females, and the homicide ratio was 4.3 times higher in males than in females.
- Patterns of suicide and homicide differed by race. Suicide victims were more likely to be non-Hispanic (NH) white than NH Black. NH whites had 23.5 suicides per 100,000 population versus 7.5 suicides per 100,000 population in NH Blacks. All other racial groups combined had 26 suicides.
- In contrast, NH Blacks had 19.0 homicides per 100,000 population as opposed to NH whites who had 6.2 homicides per 100,000 population. All other racial groups combined had 14 homicides.

Manner of Death by Sex: Cumberland County, N.C.:
NC-VDRS, 2006-2015*

~ N.C. Division of Public Health - N.C. Violent Death Reporting System ~



~ N.C. Division of Public Health - N.C. Violent Death Reporting System ~



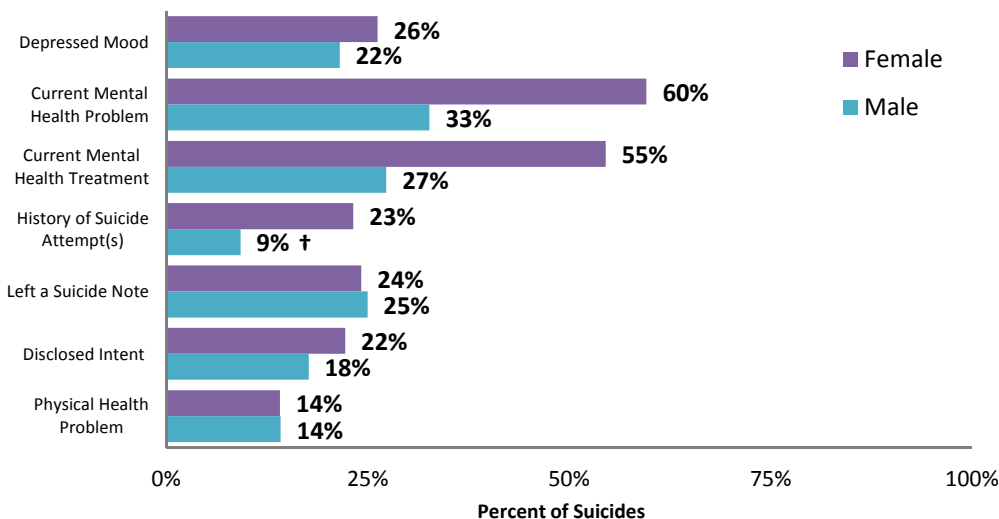
*Based on the county of injury occurrence.

^Other race refers to Hispanics, American Indians, Asians, other races, and unspecified or unknown race.

- Suicides and homicides displayed dissimilar age patterns. Homicides peaked among those 25-34 with 21.3 homicides per 100,000 (confidence Interval: 8.2, 45.2), where suicides peaked among those 85 and older with 26.7 suicides per 100,000.
- Most homicides (72.0%) and suicides (63.4%) were committed using firearms.
- Suspicion of intoxication was reported in 29.8 percent of homicides and 23.0 percent of suicides.
- For homicide incidents where one or more suspects were identified, the relationship of the victim to the suspect was known (current or former spouse/boyfriend/girlfriend, family, friend or acquaintance) more frequently for female (76.1%) than male (53.7%) victims.

Circumstances of Suicides: Cumberland County, N.C.: NC-VDRS, 2006-2015*

~ N.C. Division of Public Health - N.C. Violent Death Reporting System ~



- Twenty-one percent of male and 26.3 percent of female Cumberland County suicide victims with circumstance information were characterized as being currently depressed when they completed

- Sixty percent of female and 32.7 percent of male suicide victims were characterized as having a current mental health problem.

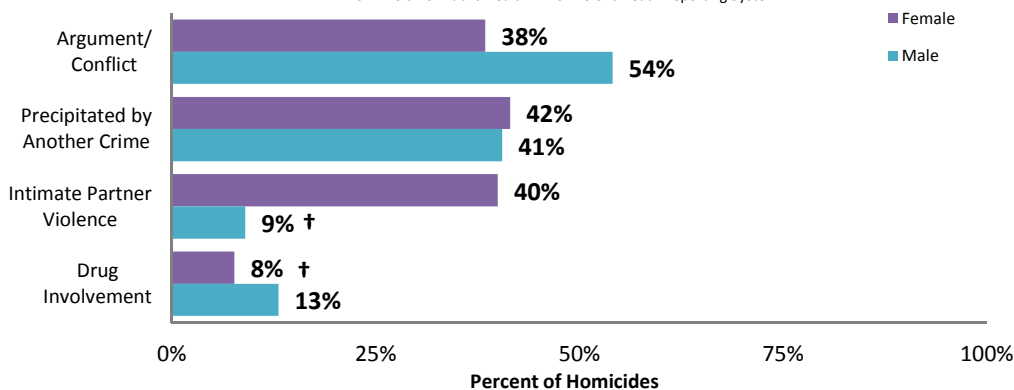
- Females (23.2%) were more likely to have attempted suicide in the past as compared to males (9.2%).

*Based on the county of injury occurrence. 85.9% of cases had circumstance information. Twelve females and 47 males were missing circumstance information.

†There were less than or equal to 10 deaths

Circumstances of Homicides: Cumberland County, N.C.: NC-VDRS, 2006-2015*

~ N.C. Division of Public Health - N.C. Violent Death Reporting System ~



- Arguments or conflicts were more likely to be a contributing factor for male homicides (54.1%) than for female homicides (38.5%).

- Forty-two percent of female homicides and 40.6 percent of male homicides were precipitated by another crime such as robbery, burglary or drug trafficking.

- Intimate partner violence was a contributing factor in 40.0 percent of female homicides, but only 9.0 percent of male homicides.

*Based on the county of injury occurrence. 91.2% of cases had circumstance information. Twenty-eight males and two females were missing circumstance information.

†There were less than or equal to 10 deaths

The North Carolina Violent Death Reporting System is supported by Cooperative Agreement 5U17/CE002613-04 from the Centers for Disease Control and Prevention (CDC).



N.C. Division of Public Health / www.publichealth.nc.gov / Injury Epidemiology & Surveillance Unit/ 919-707-5425
N.C. Violent Death Reporting System / 919-707-5432
State of North Carolina / Department of Health and Human Services / www.ncdhhs.gov
N.C. DHHS is an equal opportunity employer and provider. 2015 FINAL DATA 8/17
Please see the NC-VDRS

2014 Annual Report for additional data and technical information.