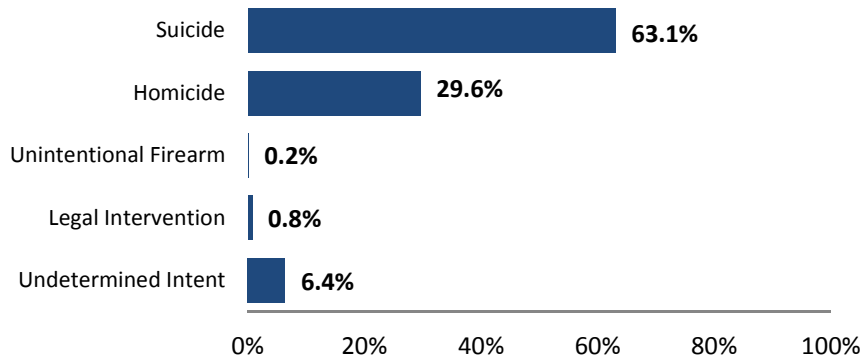


VIOLENT DEATH IN NORTH CAROLINA: FORSYTH COUNTY INCIDENTS, 2006-2015

The North Carolina Violent Death Reporting System (NC-VDRS) is a CDC-funded statewide surveillance system that collects detailed information on deaths that occur in North Carolina resulting from violence: homicide, suicide, unintentional firearm deaths, legal intervention and deaths for which intent could not be determined. NC-VDRS is a multi-source system that gathers information from death certificates, medical examiner reports and law enforcement reports. The goal of this system is to aid researchers, legislators, and community interest groups in the development of public health prevention strategies to reduce violent deaths. All deaths reported in this document are based on location of occurrence rather than residence and, instead of a rate, the occurrence ratio is reported. This statistic is derived from the total number of violent deaths resulting from injuries in a specified geographic region divided by the number of residents in this region. This document summarizes all fatal injuries from violence that occurred in Forsyth County for the years 2006-2015.

Manner of Death: Forsyth County, N.C.:
NC-VDRS, 2006-2015*

~ N.C. Division of Public Health - N.C. Violent Death Reporting System ~



- For the years 2006-2015, there were 658 violent deaths from injuries sustained in Forsyth County. Of these 658 deaths, 651 were N.C. residents (98.9%) and 604 were Forsyth County residents (91.8%).

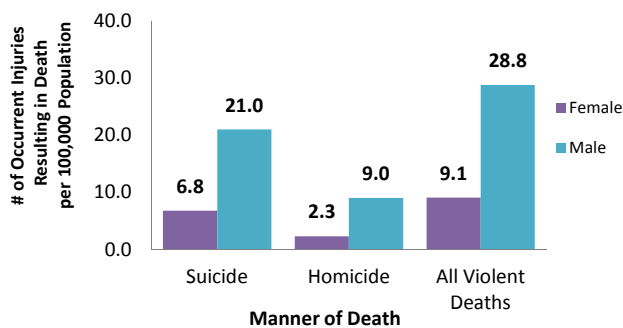
- There were 415 suicides (63.1%), 195 homicides (29.6%), one unintentional firearm death (0.2%), five deaths from legal intervention (0.8%) and 42 deaths of

*Based on the county of injury occurrence.

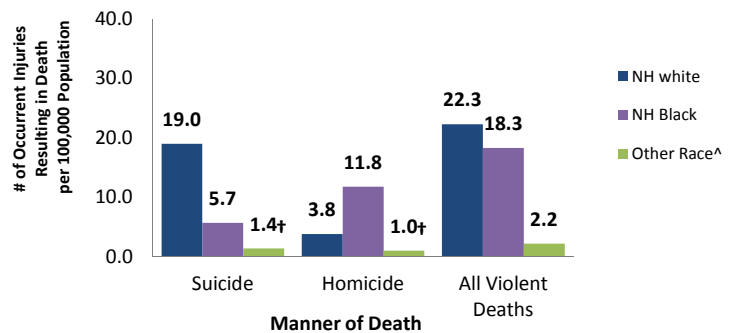
- In Forsyth County, the suicide ratio was 3.1 times higher in males than females, and the homicide ratio was 3.9 times higher in males than in females.
- Patterns of suicide and homicide differed by race. Suicide victims were more likely to be non-Hispanic (NH) white than NH Black. NH whites had 19.0 suicides per 100,000 population versus 5.7 suicides per 100,000 population in NH Blacks. All other racial groups combined had five suicides.
- In contrast, NH Blacks had 11.8 homicides per 100,000 population as opposed to NH whites who had 3.8 homicides per 100,000 population. All other racial groups combined had five homicides.

Manner of Death by Sex: Forsyth County, N.C.:
NC-VDRS, 2006-2015*

~ N.C. Division of Public Health - N.C. Violent Death Reporting System ~



~ N.C. Division of Public Health - N.C. Violent Death Reporting System ~



*Based on the county of injury occurrence.

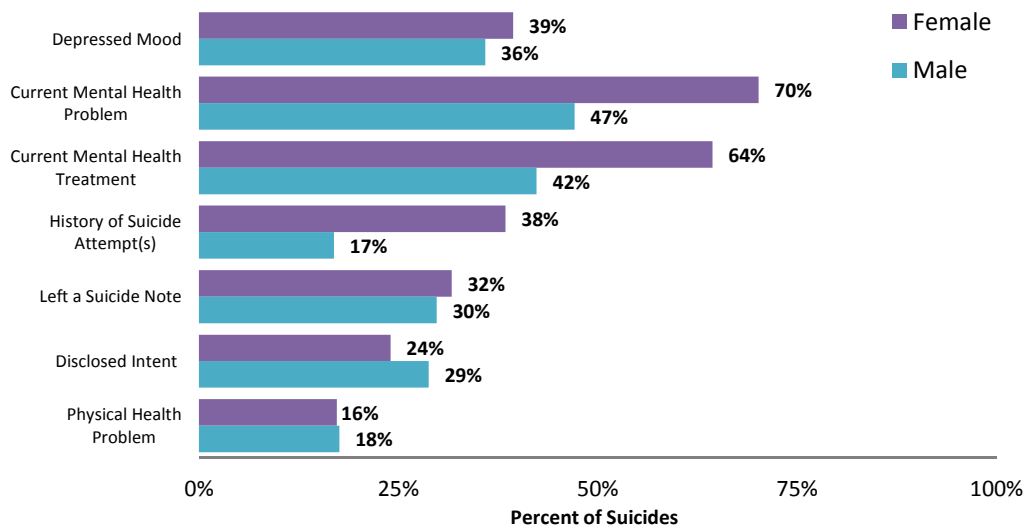
†Rates based on less than 10 deaths are considered unstable and should not be used. Rates based on less than 5 deaths are too small to support the calculation of a rate.

[^]Other race refers to Hispanics, American Indians, Asians, other races, and unspecified or unknown race.

- Suicides and homicides displayed dissimilar age patterns. Homicides peaked among those 20-24 with 13.6 homicides per 100,000, where suicides peaked among those 55-64 with 20.5 suicides per 100,000.
- Most homicides (71.3%) and over half of suicides (51.1%) were committed using firearms.
- Suspicion of intoxication was reported in 33.3 percent of homicides and 22.2 percent of suicides.
- For homicide incidents where one or more suspects were identified, the relationship of the victim to the suspect was known (current or former spouse/boyfriend/girlfriend, family, friend or acquaintance) more frequently for female (78.6%) than male (64.7%) victims.

Circumstances of Suicides: Forsyth County, N.C.: NC-VDRS, 2006-2015*

~ N.C. Division of Public Health - N.C. Violent Death Reporting System ~



- Thirty-five percent of male and 39.4 percent of female Forsyth County suicide victims with circumstance information were characterized as being currently depressed when they completed suicide.

- Seventy percent of female and 47.1 percent of male suicide victims were characterized as having a current mental health problem.

- Females (38.5%) were more likely to have attempted suicide in the past as compared to males (17.0%).

- Arguments or conflicts were more likely to be a contributing factor for male homicides (58.3%) than for female homicides (36.1%).

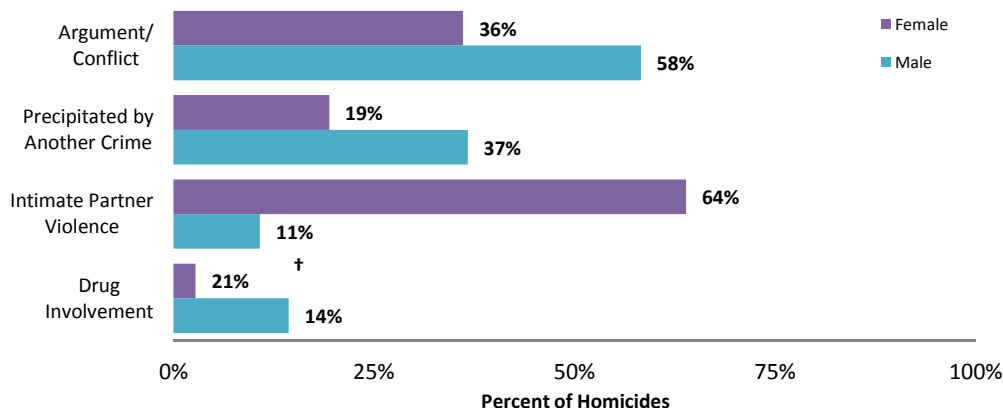
- Twenty percent of female homicides and 36.7 percent of male homicides were precipitated by another crime such as robbery, burglary or drug trafficking.

- Intimate partner violence was a contributing factor in 63.9 percent of female homicides, but only 10.8 percent of male homicides.

*Based on the county of injury occurrence. 96.1% of cases had circumstance information. Six females and 10 males were missing circumstance information.

Circumstances of Homicides: Forsyth County, N.C.: NC-VDRS, 2006-2015*

~ N.C. Division of Public Health - N.C. Violent Death Reporting System ~



*Based on the county of injury occurrence. 89.7% of cases had circumstance information. Fourteen males and six females were missing circumstance information.

†There were less than or equal to 10 deaths

The North Carolina Violent Death Reporting System is supported by Cooperative Agreement 5U17/CE002613-04 from the Centers for Disease Control and Prevention (CDC).



N.C. Division of Public Health / www.publichealth.nc.gov / Injury Epidemiology & Surveillance Unit/ 919-707-5425
N.C. Violent Death Reporting System / 919-707-5432
State of North Carolina / Department of Health and Human Services / www.ncdhhs.gov
N.C. DHHS is an equal opportunity employer and provider. 2015 FINAL DATA 8/17

Please see the NC-VDRS 2014 Annual Report for additional data and technical information.