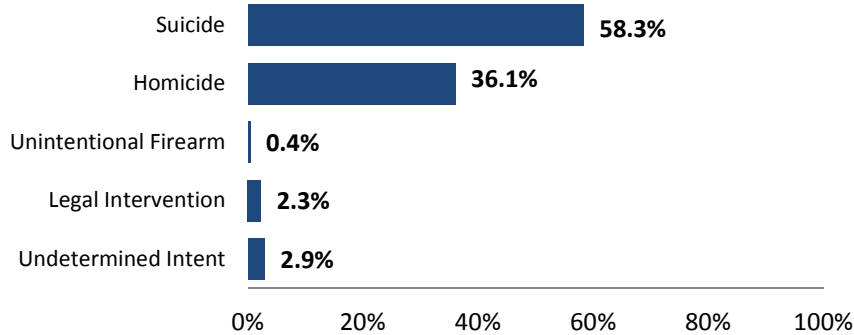


VIOLENT DEATH IN NORTH CAROLINA: GUILFORD COUNTY INCIDENTS, 2006-2015

The North Carolina Violent Death Reporting System (NC-VDRS) is a CDC-funded statewide surveillance system that collects detailed information on deaths that occur in North Carolina resulting from violence: homicide, suicide, unintentional firearm deaths, legal intervention and deaths for which intent could not be determined. NC-VDRS is a multi-source system that gathers information from death certificates, medical examiner reports and law enforcement reports. The goal of this system is to aid researchers, legislators, and community interest groups in the development of public health prevention strategies to reduce violent deaths. All deaths reported in this document are based on location of occurrence rather than residence and, instead of a rate, the occurrence ratio is reported. This statistic is derived from the total number of violent deaths resulting from injuries in a specified geographic region divided by the number of residents in this region. This document summarizes all fatal injuries from violence that occurred in Guilford County for the years 2006-2015.

**Manner of Death: Guilford County, N.C.:
NC-VDRS, 2006-2015***

~ N.C. Division of Public Health - N.C. Violent Death Reporting System ~



- For the years 2006-2015, there were 929 violent deaths from injuries sustained in Guilford County. Of these 929 deaths, 905 were N.C. residents (97.4%) and 840 were Guilford County residents (90.4%).

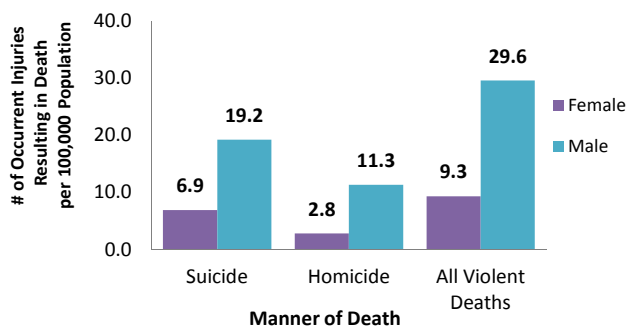
- There were 542 suicides (58.3%), 335 homicides (36.1%), four unintentional firearm deaths (0.4%), 21 deaths from legal intervention (2.3%) and 27 deaths of

*Based on the county of injury occurrence.

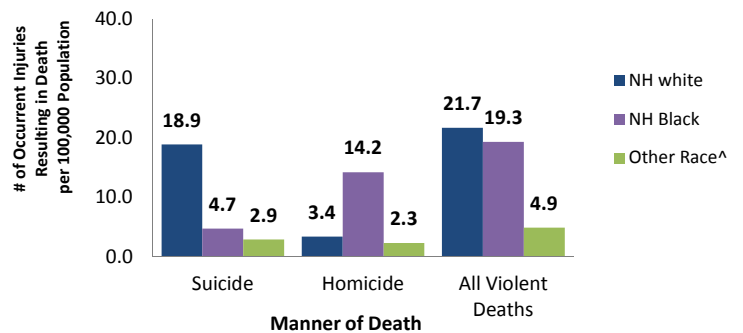
- In Guilford County, the suicide ratio was 2.8 times higher in males than females, and the homicide ratio was 4.0 times higher in males than females.
- Patterns of suicide and homicide differed by race. Suicide victims were more likely to be Non-Hispanic (NH) white than NH Black. NH Whites had 18.9 suicides per 100,000 population versus 4.7 suicides per 100,000 population in NH Blacks. All other racial groups combined had 13 suicides.
- In contrast, NH Blacks had 14.2 homicides per 100,000 population as opposed to NH whites who had 3.4 homicides per 100,000 population. All other racial groups combined had 13 homicides.

**Manner of Death by Sex: Guilford County,
N.C.: NC-VDRS, 2006-2015***

~ N.C. Division of Public Health - N.C. Violent Death Reporting System ~



~ N.C. Division of Public Health - N.C. Violent Death Reporting System ~



*Based on the county of injury occurrence.

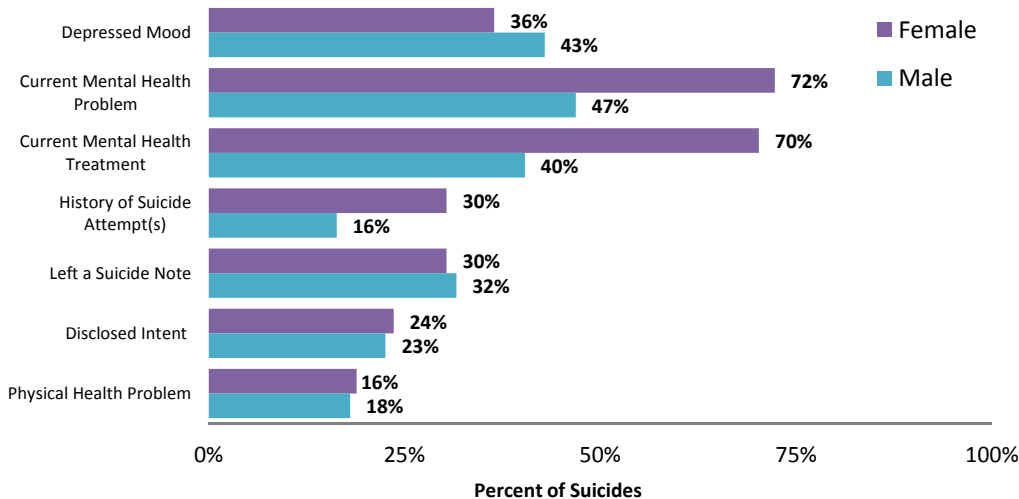
^Other race refers to Hispanics, American Indians, Asians, other races, and unspecified or unknown race.

- Suicides and homicides displayed dissimilar age patterns. Homicides peaked among those 25-34 with 16.3 homicides per 100,000, where suicides peaked among those 85 and older with 18.8 suicides per 100,000.
- Most homicides (69.9%) and over half of suicides (53.7%) were committed using firearms.
- Suspicion of intoxication was reported in 29.6 percent of homicides and 26.0 percent of suicides.
- For homicide incidents where one or more suspects were identified, the relationship of the victim to the suspect was known (current or former spouse/boyfriend/girlfriend, family, friend or acquaintance) more frequently for female (80.6%) than male (44.1%) victims.

Circumstances of Suicides: Guilford County, N.C.:

NC-VDRS, 2006-2015*

~ N.C. Division of Public Health - N.C. Violent Death Reporting System ~



- Forty-two percent of male and 36.5 percent of female Guilford County suicide victims with circumstance information were characterized as being currently depressed when they completed suicide.

- Seventy-three percent of female and 46.9 percent of male suicide victims were characterized as having a current mental health problem.

- Females (30.4%) were more likely to have attempted suicide in the past as compared to males (16.4%).

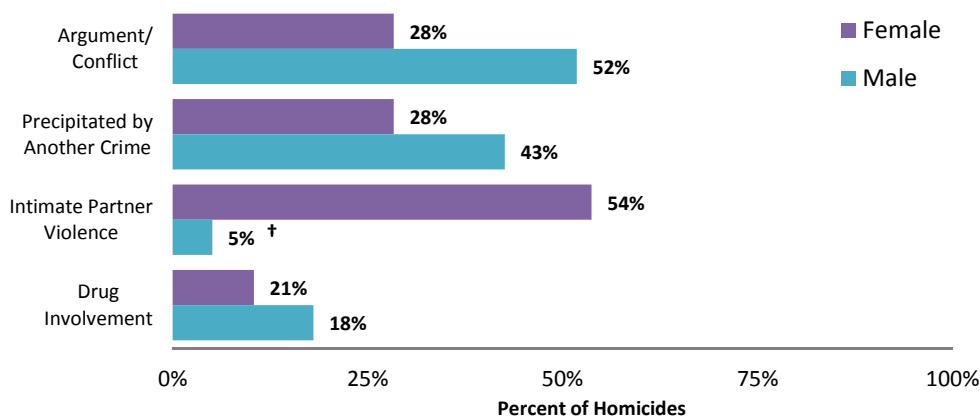
*Based on the county of injury occurrence. 92.6% of cases had circumstance information. Seven females and 33 males were missing circumstance information.

†There were less than or equal to 10 deaths

Circumstances of Homicides: Guilford County, N.C.:

NC-VDRS, 2006-2015*

~ N.C. Division of Public Health - N.C. Violent Death Reporting System ~



- Arguments or conflicts were more likely to be a contributing factor for male homicides (51.9%) than for female homicides (28.4%).

- Twenty-eight percent of female homicides and 42.6 percent of male homicides were precipitated by another crime such as robbery, burglary or drug trafficking.

- Intimate partner violence was a contributing factor in 53.7 percent of female homicides, but only 5.1 percent of male homicides.

*Based on the county of injury occurrence. 84.5% of cases had circumstance information. Forty-seven males and five females were missing circumstance information.

†There were less than or equal to 10 deaths

The North Carolina Violent Death Reporting System is supported by Cooperative Agreement 5U17/CE002613-04 from the Centers for Disease Control and Prevention (CDC).

N.C. Division of Public Health / www.publichealth.nc.gov / Injury Epidemiology & Surveillance Unit/ 919-707-5425

N.C. Violent Death Reporting System / 919-707-5432

State of North Carolina / Department of Health and Human Services / www.ncdhhs.gov

N.C. DHHS is an equal opportunity employer and provider. 2015 FINAL DATA 8/17

Please see the NC-VDRS 2014 Annual Report for additional data and technical information.

