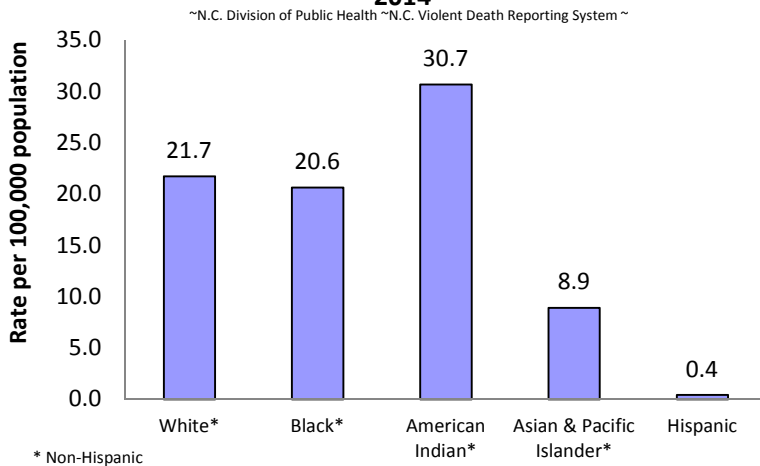


VIOLENT DEATHS AMONG WHITES IN NORTH CAROLINA: 2005-2014

The North Carolina Violent Death Reporting System (NC-VDRS) is a CDC-funded statewide surveillance system that collects detailed information on deaths that occur in North Carolina resulting from violence: homicide, suicide, unintentional firearm deaths, legal intervention and deaths for which intent could not be determined. NC-VDRS is a multi-source system that gathers information from death certificates, medical examiner reports and law enforcement reports. The goal of this system is to aid researchers, legislators, and community interest groups in the development of public health prevention strategies to reduce violent deaths. NC-VDRS began collecting data in January 2004. This document summarizes all deaths from violence among non-Hispanic (NH) white residents for the years 2005-2014.

Violent Death Rate by Race: NC-VDRS, 2005-2014

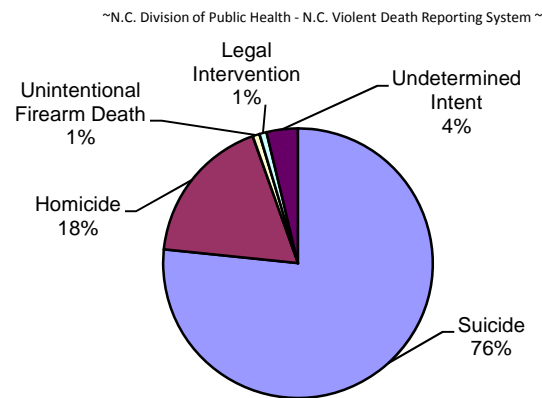


- For the years 2005-2014, there were 62,765,003 NH whites living in North Carolina, accounting for 66.8 percent of the state's population.

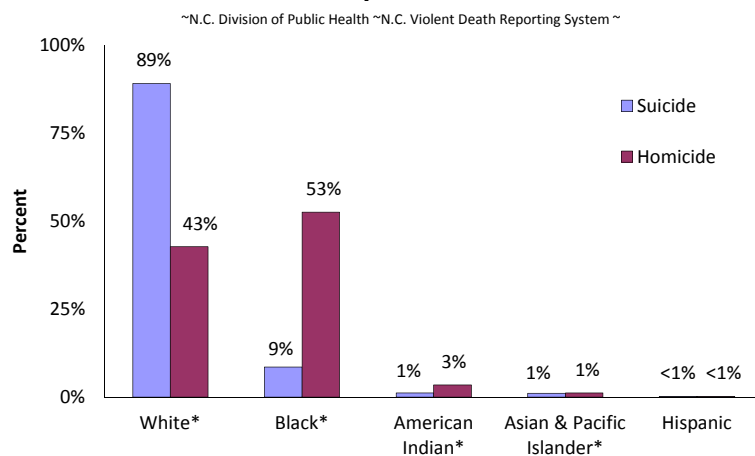
- NH whites had the second highest rate of violent death by race in North Carolina (21.7 per 100,000 population) from 2005 to 2014.

- From 2005 to 2014, 13,639 NH white residents in North Carolina died by violence.
- There were 2,445 homicides (76.6%), 10,452 suicides (17.9%), 112 unintentional firearm deaths (0.8%), 120 deaths due to legal interventions (0.9%), and 510 deaths of undetermined intent (3.7%).

Manner of Death Among NH Whites: NC-VDRS 2005-2014



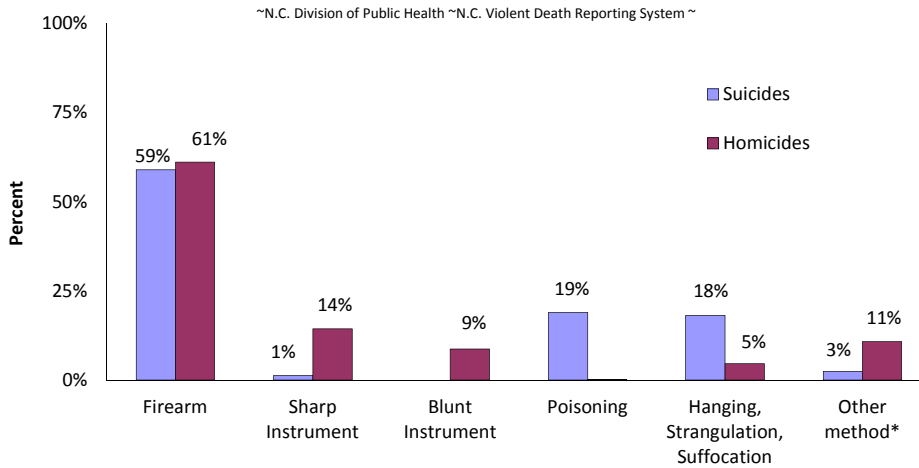
Manner of Death by Race: NC-VDRS, 2005-2014



- NH whites accounted for 42.7 percent of all homicides and 89.2 percent of all suicides, across all racial groups in North Carolina from 2005 to 2014.

- In contrast, NH blacks accounted for 52.6 percent of all homicides and 8.5 percent of all suicides, across all racial groups in North Carolina from 2005 to 2014.

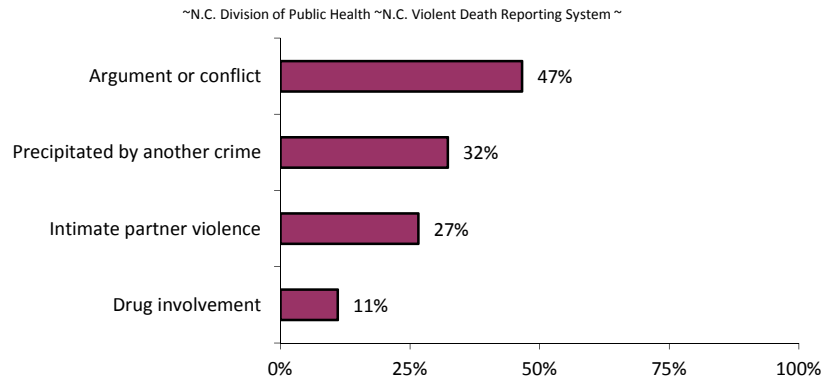
Method of Death Among NH Whites: NC-VDRS, 2005-2014



*Other includes fire/burns, falls, intentional neglect, personal weapons and other methods.

- The majority of homicides (61.2%) and suicides (59.0%) among NH whites were committed using firearms.
- The second most common method of homicide among NH whites was sharp instruments (14.4%).
- The second most common method of suicide was poisoning (19.0%).

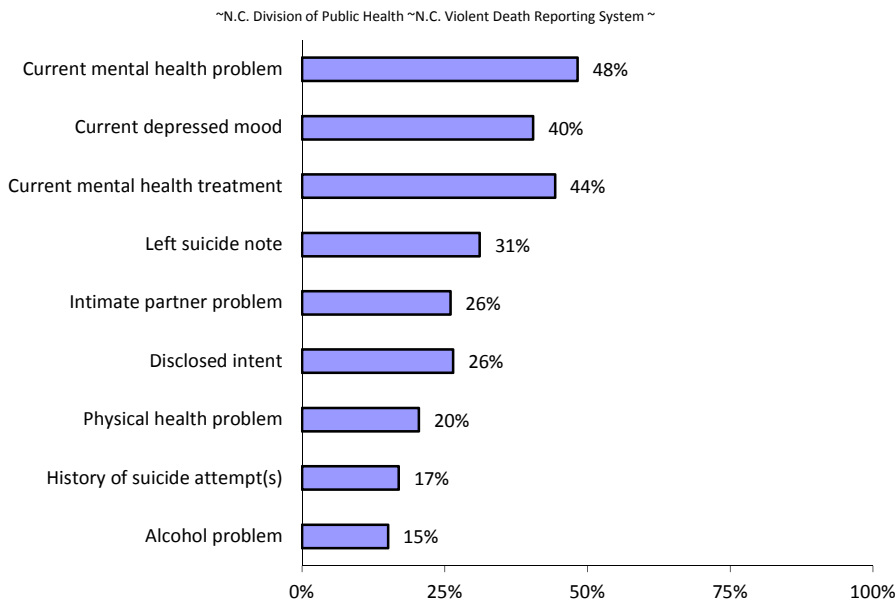
Homicide Circumstances* Among NH Whites, 2005-2014



*Among those with reported circumstance information.

- Of all homicides among NH whites with known circumstance information, almost half (46.6%) involved an argument or conflict.
- Another serious crime (e.g., robbery, burglary) precipitated 32.3 percent of homicides among NH whites.
- Twenty-seven percent of these homicides involved intimate partner violence.

Suicide Circumstances* Among NH Whites, 2005-2014



*Among those with reported circumstance information.

- Among NH white suicide victims with known circumstance information, 44.3 percent were characterized as having a current mental health problem and 40.5 percent were characterized as being depressed at the time of suicide.
- Thirty-one percent of NH white suicide victims left a suicide note and 26.5 percent disclosed their intent to complete suicide.
- Twenty-six percent of NH white suicide victims experienced a recent problem with an intimate partner.

The North Carolina Violent Death Reporting System is supported by Cooperative Agreement 5U17/CE002613-03 from the Centers for Disease Control and Prevention (CDC).



N.C. Division of Public Health / www.publichealth.nc.gov / Injury Epidemiology & Surveillance Unit/ 919-707-5425
 N.C. Violent Death Reporting System / 919-707-5432
 State of North Carolina / Department of Health and Human Services / www.ncdhhs.gov
 N.C. DHHS is an equal opportunity employer and provider. 2014 FINAL DATA 10/16

Please see the NC-VDRS 2014 Annual Report for additional data and technical information.