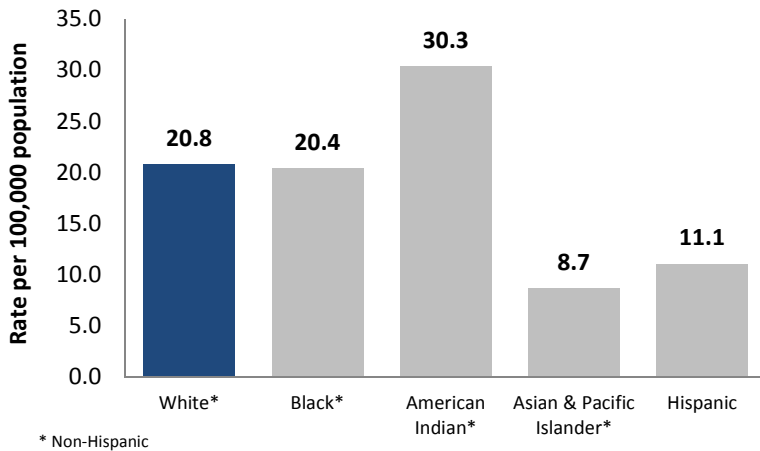


VIOLENT DEATHS AMONG WHITES IN NORTH CAROLINA: 2006-2015

The North Carolina Violent Death Reporting System (NC-VDRS) is a CDC-funded statewide surveillance system that collects detailed information on deaths that occur in North Carolina resulting from violence: homicide, suicide, unintentional firearm deaths, legal intervention and deaths for which intent could not be determined. NC-VDRS is a multi-source system that gathers information from death certificates, medical examiner reports and law enforcement reports. The goal of this system is to aid researchers, legislators, and community interest groups in the development of public health prevention strategies to reduce violent deaths. NC-VDRS began collecting data in January 2004. This document summarizes all deaths from violence among non-Hispanic (NH) white residents for the years 2006-2015.

Violent Death Rate by Race: NC-VDRS, 2006-2015

~N.C. Division of Public Health ~N.C. Violent Death Reporting System ~



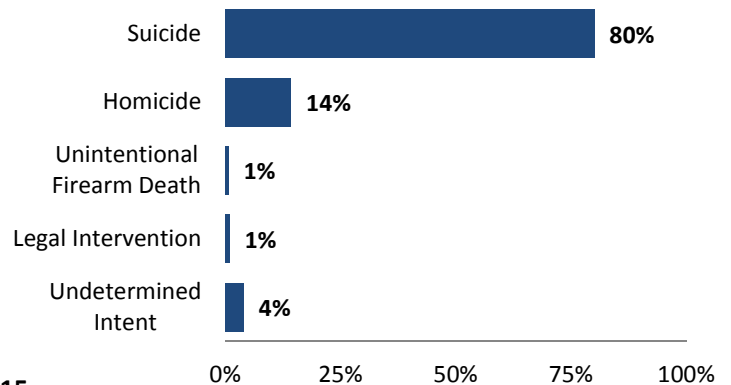
- For the years 2006 to 2015, there were 63,280,536 NH whites living in North Carolina, accounting for 66.4 percent of the state's population.

- NH whites had the second highest rate of violent death by race in North Carolina (20.8 per 100,000 population) from 2006 to 2015.

- From 2006 to 2015, 13,144 NH white residents in North Carolina died by violence.
- There were 1,881 homicides (14.3%), 10,525 suicides (80.1%), 97 unintentional firearm deaths (0.7%), 120 deaths due to legal interventions (0.9%), and 521 deaths of undetermined intent (4.0%).

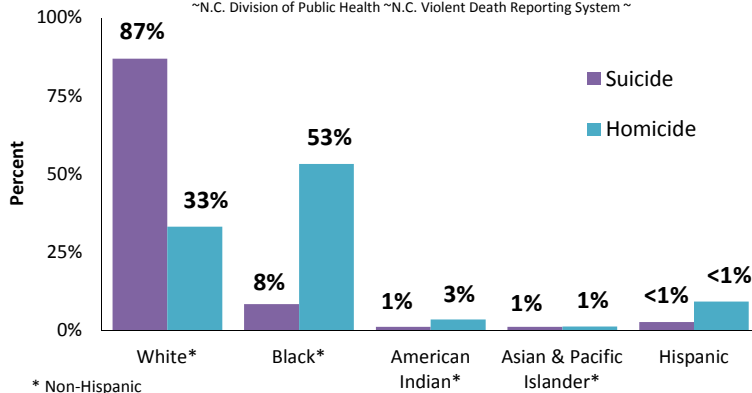
Manner of Death Among NH Whites: NC-VDRS 2006-2015

~N.C. Division of Public Health - N.C. Violent Death Reporting System ~



Manner of Death by Race: NC-VDRS, 2006-2015

~N.C. Division of Public Health ~N.C. Violent Death Reporting System ~

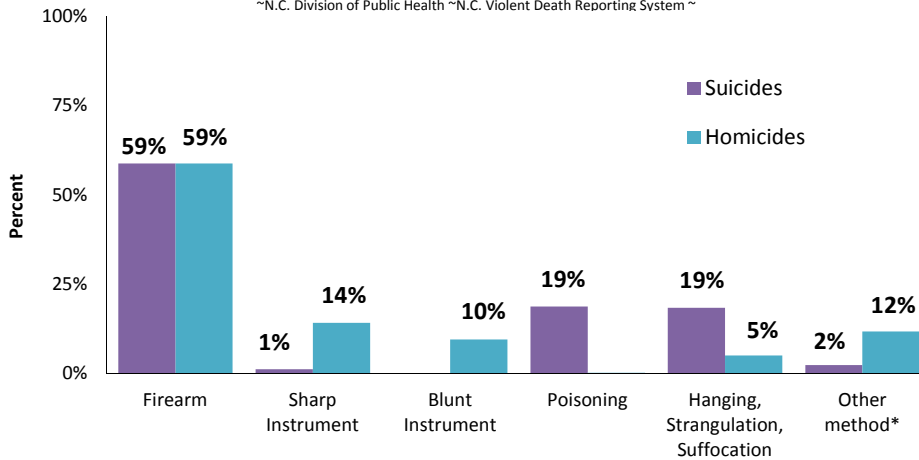


- NH whites accounted for 33.1 percent of all homicides and 86.8 percent of all suicides, across all racial groups in North Carolina from 2006 to 2015.

- In contrast, NH Blacks accounted for 53.1 percent of all homicides and 8.3 percent of all suicides, across all racial groups in North Carolina from 2006 to 2015.

Method of Death Among NH Whites: NC-VDRS, 2006-2015

~N.C. Division of Public Health ~N.C. Violent Death Reporting System ~

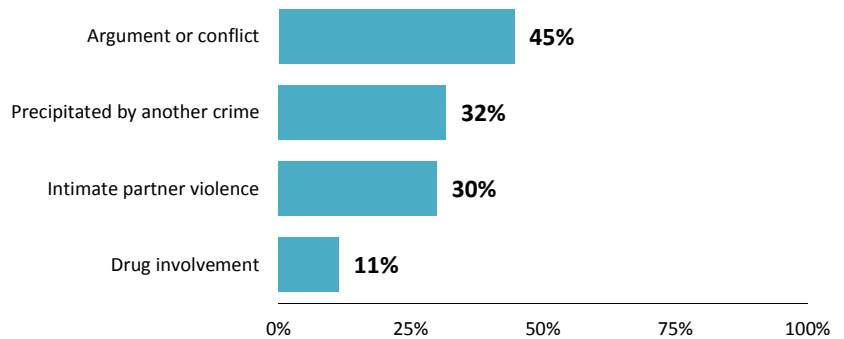


*Other includes fire/burns, falls, intentional neglect, personal weapons and other methods.

- The majority of homicides (58.8%) and suicides (58.9%) among NH whites were committed using firearms.
- The second most common method of homicide among NH whites was sharp instruments (14.3%).
- The second most common method of suicide was poisoning (18.9%).

Homicide Circumstances* Among NH Whites, 2006-2015

~N.C. Division of Public Health ~N.C. Violent Death Reporting System ~

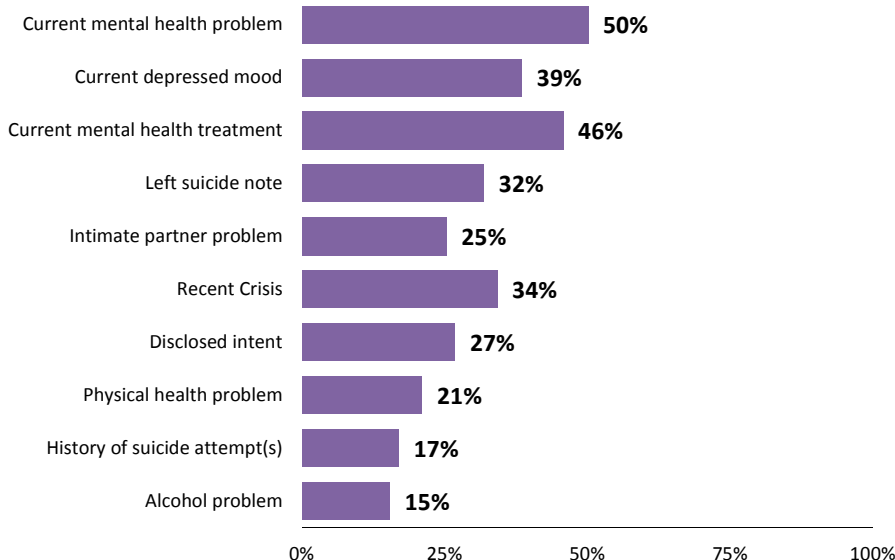


*Among those with reported circumstance information.

- Of all homicides among NH whites with known circumstance information, almost half (44.6%) involved an argument or conflict.
- Another serious crime (e.g., robbery, burglary) precipitated 31.6 percent of homicides among NH whites.
- Thirty percent of these homicides involved intimate partner violence.

Suicide Circumstances* Among NH Whites, 2006-2015

~N.C. Division of Public Health ~N.C. Violent Death Reporting System ~



*Among those with reported circumstance information.

- Among NH white suicide victims with known circumstance information, 45.8 percent were characterized as having a current mental health problem and 38.5 percent were characterized as being depressed at the time of suicide.
- Thirty-two percent of NH white suicide victims left a suicide note and 26.8 percent disclosed their intent to complete suicide.
- Twenty-five percent of NH white suicide victims experienced a recent problem with an intimate partner.

The North Carolina Violent Death Reporting System is supported by Cooperative Agreement 5U17/CE002613-04 from the Centers for Disease Control and Prevention (CDC).

N.C. Division of Public Health / www.publichealth.nc.gov / Injury Epidemiology & Surveillance Unit/ 919-707-5425
 N.C. Violent Death Reporting System / 919-707-5432
 State of North Carolina / Department of Health and Human Services / www.ncdhhs.gov
 N.C. DHHS is an equal opportunity employer and provider. 2015 FINAL DATA 8/17



Please see the NC-VDRS 2014 Annual Report for additional data and technical information.

