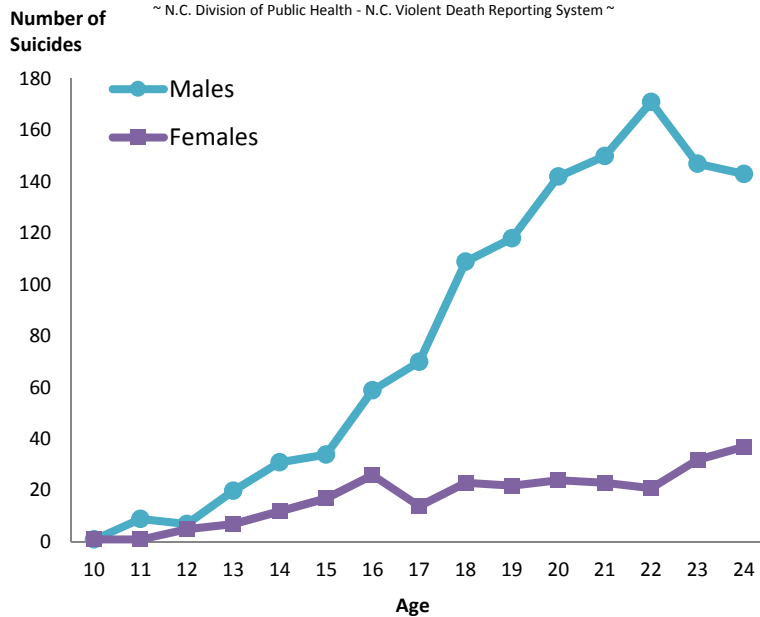


# YOUTH SUICIDE IN NORTH CAROLINA, 2006 - 2015

The North Carolina Violent Death Reporting System (NC-VDRS) is a CDC-funded statewide surveillance system that collects detailed information on deaths that occur in North Carolina resulting from violence: homicide, suicide, unintentional firearm deaths, legal intervention and deaths for which intent could not be determined. NC-VDRS is a multi-source system that gathers information from death certificates, medical examiner reports and law enforcement reports. The goal of this system is to aid researchers, legislators, and community interest groups in the development of public health prevention strategies to reduce violent deaths. NC-VDRS began collecting data in January 2004. This document summarizes deaths among North Carolina residents ages 10-24 completing suicide for the years 2006 - 2015.

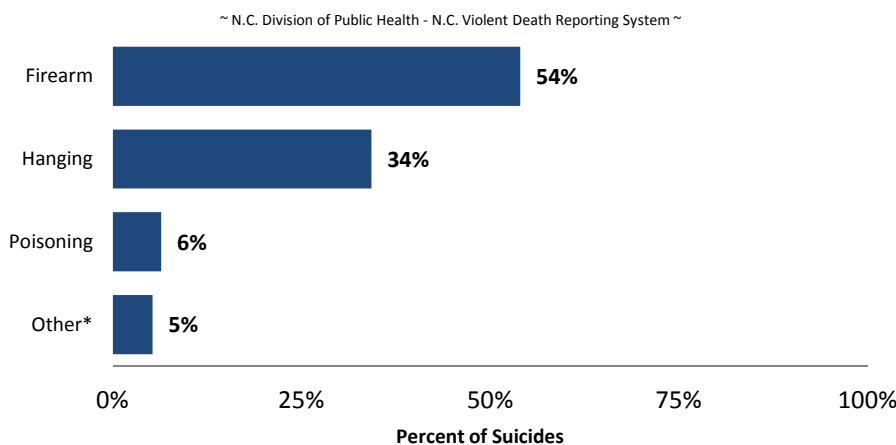
**Youth Suicide in North Carolina, by Sex and Age:**  
NC-VDRS, 2006 - 2015



- From 2006 to 2015, 3,126 North Carolina residents ages 10 to 24 died as a result of violence. Of these violent deaths, 1,476 (47.2%) were suicide.
- Males consistently had a higher number of suicides than females, regardless of age.
- The number of suicides peaked for males at age 22 with 171 suicides and for females at age 24 with 37 suicides.

- Seventy-nine percent of all youth suicide victims were identified as non-Hispanic (NH) white, 16.8 percent as NH black, and 4.2 percent as belonging to another racial/ethnic group.

**Method of Death: NC-VDRS, 2006 - 2015**



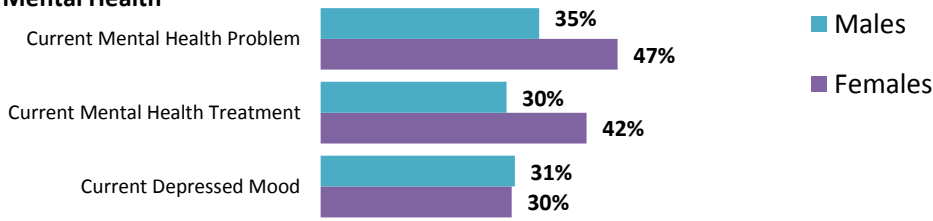
- Overall, the most common method of suicide among youth was firearms (54.0%), followed by hanging/strangulation/suffocation (34.3%) and poisoning (6.4%).
- Only five percent of suicides were completed using a method other than firearms, hanging or poisoning.

\*Other includes falls, drowning, motor vehicle, fire/burns and other causes of suicide.

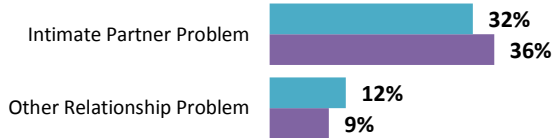
## Precipitating Circumstances by Sex: NC-VDRS, 2006 - 2015

~ N.C. Division of Public Health - N.C. Violent Death Reporting System ~

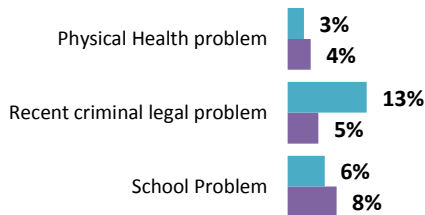
### Mental Health



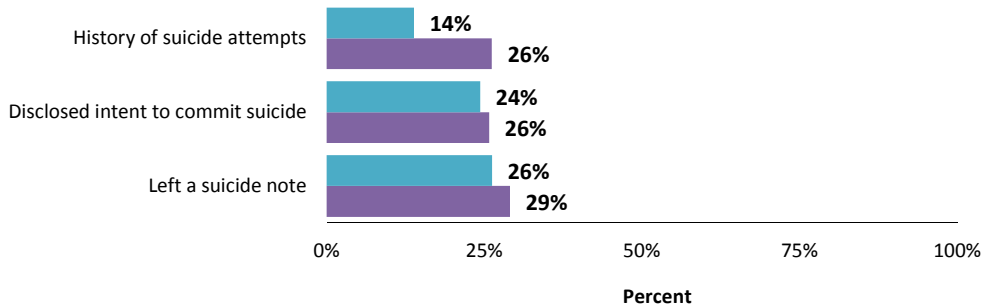
### Interpersonal



### Life Stressor



### Suicide Event



\*Circumstances are known for 88% of males (n=1067) and 92% of females (n=244)

- Forty-seven percent of female and 34.7 percent of male suicide victims were characterized as having a current mental health problem when they completed suicide.

- A similar trend was seen for mental health treatment. Females (42.2%) were more likely than males (29.5%) to be receiving treated for a mental health problem at the time of suicide.

- Thirty-six percent of female and 32.2 percent of male suicide victims had an intimate partner problem.

- Twenty-six percent of female and 24.4 percent of male victims had disclosed their intent to commit suicide to someone else.

- Females (29.1%) were more likely to leave a suicide note than males (26.2%).

More information on suicide prevention efforts can be found at:

#### State Resource Partners

**N.C. Division of Mental Health,  
Developmental Disabilities and Substance Abuse Services**  
www.ncdhhs.gov/mhddsas

**North Carolina Office of the Chief Medical Examiner**  
www.ocme.dhhs.nc.gov

**The Triangle Consortium for Suicide Prevention**  
Contact: Phil Morse  
www.trianglesuicideprevention.org

**N.C. Injury and Violence Prevention's Youth Suicide Prevention Website**  
www.itsok2ask.com

#### National Resources

**The Suicide Prevention Resource Center**  
www.sprc.org

**The American Foundation for Suicide Prevention**  
www.afsp.org

**The National Suicide Prevention Lifeline** (for suicide crisis calls)  
1-800-273-8255

The North Carolina Violent Death Reporting System is supported by Cooperative Agreement 5U17/CE002613-04 from the Centers for Disease Control and Prevention (CDC).



N.C. Division of Public Health / www.publichealth.nc.gov / Injury Epidemiology & Surveillance Unit/ 919-707-5425  
N.C. Violent Death Reporting System / 919-707-5432  
State of North Carolina / Department of Health and Human Services / www.ncdhhs.gov  
N.C. DHHS is an equal opportunity employer and provider. 2015 FINAL DATA 8/17

Please see the NC-VDRS 2015 Annual Report for additional data and technical information.



**\*\*Update only yellow highlighted sections on this tab; Update all of other tabs\*\***

Start Year	2006	2006 - 2015
End Year	2015	2006 to 2015
Date Updated	10/17	
Final Data Date	8/17	
Year for Annual Report	2015	
Last digit of CDC agreement	4	

Title **YOUTH SUICIDE IN NORTH CAROLINA**

Summary 1 The North Carolina Violent Death Reporting System (NC-VDRS) is a CDC-funded statewide surveillance system that tracks homicide, suicide, unintentional firearm deaths, legal intervention and deaths for which intent could not be determined. \*Documentation of these deaths is critical to understanding the extent of violence in the state and to identifying ways to reduce the burden of violence.

Summary 2 NC-VDRS is a multi-source system that gathers information from death certificates, medical examiner records, law enforcement reports, and other sources.

Final Summary The North Carolina Violent Death Reporting System (NC-VDRS) is a CDC-funded statewide surveillance system that tracks homicide, suicide, unintentional firearm deaths, legal intervention and deaths for which intent could not be determined. \*Documentation of these deaths is critical to understanding the extent of violence in the state and to identifying ways to reduce the burden of violence.

Figure 1 Title Youth Suicide in North Carolina, by Sex and Age: NC-VDRS, 2006 - 2015

- Page 1 Bullet 1 • From 2006 to 2015, 3,126 North Carolina residents ages 10 to 24 died as a result of violence.
- Page 1 Bullet 2 • Males consistently had a higher number of suicides than females, regardless of age.
- Page 1 Bullet 3 • The number of suicides peaked for males at age 22 with 171 suicides and for females at age 24 with 37 suicides.
- Page 1 Bullet 4 • Seventy-nine percent of all youth suicide victims were identified as non-Hispanic (NH) white, 16.8% as Black, and 4.2% as Other.

	N	%
Total deaths	3126	
Suicide deaths	1476	47.2%

Ages	Males		Females	
	N	Ages	N	Ages
10	1	10	1	10
11	9	11	1	11
12	7	12	5	12
13	20	13	7	13
14	31	14	12	14
15	34	15	17	15
16	59	16	26	16
17	70	17	14	17
18	109	18	23	18
19	118	19	22	19
20	142	20	24	20
21	150	21	23	21
22	171	22	21	22
23	147	23	32	23
24	143	24	37	24

Peaks	Age	Number
Male	22	171
Female	24	37

Race	N	%
White	1166	79.0%
Black	248	16.8%
Other	62	4.2%
	1476	

Figure 2 Title Method of Death: NC-VDRS, 2006 - 2015

- Page 1 Bullet 5 • Overall, the most common method of suicide among youth was firearms (54.0%), followed by hanging (16.3%), poisoning (10.9%), and other (18.8%).
- Page 1 Bullet 6 • Only five percent of suicides were completed using a method other than firearms, hanging or poisoning.

Method/weapon	#	%		Most Comr %
Firearm	797	54.0%	firearms	1 firearms 54.0%
Hanging	506	34.3%	hanging/s	2 hanging/str 34.3%
Poisoning	95	6.4%	poisoning	3 poisoning 6.4%
Other*	78	5.3%	other methods	
	1476	5.2846	five	Five *Write out % of other

Page 1 Footer NORTH CAROLINA INJURY AND VIOLENCE PREVENTION www.injuryfreenc.ncdhhs.gc  
 Title Figure 3 Precipitating Circumstances by Sex: NC-VDRS, 2006 - 2015

- Page 2 Bullet 1 • Forty-seven percent of female and 34.7 percent of male suicide victims were characterized as
- Page 2 Bullet 2 • A similar trend was seen for mental health treatment. Females (42.2%) were more likely than r
- Page 2 Bullet 3 • Thirty-six percent of female and 32.2 percent of male suicide victims had an intimate partner p
- Page 2 Bullet 4 • Twenty-six percent of female and 24.4 percent of male victims had disclosed their intent to cor
- Page 2 Bullet 5 • Females (29.1%) were more likely to leave a suicide note than males (26.2%).

Figure 3 Caption \*Circumstances are known for 88% of males (n=1067) and 92% of females (n=244)

	%	#
% tcircum	88.8	1311
% tcircum-Males	88.1	1067
% tcircum-Females	92.1	244

	Male (%)	Female (%)
Current mental health	34.7%	47%

47.13 forty-seven Forty-seve**\*Write out value for female**

	Male (%)	Female (%)
Current mh tx	29.5%	42.2%

	Male (%)	Female (%)
Current depression at	30.8%	30.3%

	Male (%)	Female (%)
Intimate partner	32.2%	36%

35.66 thirty-six Thirty-six **\*Write out value for female**

	Male (%)	Female (%)
other relationship	12.1%	9.4%

	Male (%)	Female (%)
physical hlth	2.6%	3.7%

	Male (%)	Female (%)
recent criminal	12.6%	4.9%

	Male (%)	Female (%)
school prob	5.9%	7.8%

	Male (%)	Female (%)
Hx of attempt	13.9%	26.2%

	Male (%)	Female (%)
Disclosed intent	24.4%	26%

25.82 twenty-six Twenty-six **\*Write out value for female**

	Male (%)	Female (%)
Suicide note	26.2%	29.1%

from the Centers for Disease Control and Prevention (CDC).N.C. Division of Public Health / ww  
FINAL DATA  
Please see the NC-VDRS  
Annual Report for additional data and technical information.

## Summary

The North Carolina Violent Death Reporting System is supported by Cooperative Agreement 5U

## A. 2006 - 2015

veillance system that collects detailed information on deaths that occur in North Carolina resulting from violence:  
uld not be determined.

aminer reports and law enforcement reports. The goal of this system is to aid researchers, legislators, and community interest g

veillance system that collects detailed information on deaths that occur in North Carolina resulting from violence: homicide, sui

Of these violent deaths, 1,476 (47.2%) were suicide.

24 with 37 suicides.

6.8 percent as NH black, and 4.2 percent as belonging to another racial/ethnic group.

hanging/strangulation/ suffocation (34.3%) and poisoning (6.4%).  
poisoning.

having a current mental health problem when they completed suicide.  
males (29.5%) to be receiving treated for a mental health problem at the time of suicide.  
roblem.  
nmit suicide to someone else.





groups in the development of public health prevention strategies to reduce violent deaths. NC-VDRS began collecting data in June 2000. The system tracks deaths from homicide, suicide, intimate partner violence, legal intervention and deaths for which intent could not be determined. NC-VDRS is a multi-



-5432State of North Carolina / Department of Health and Human Services / www.ncdhhs.govN.C. DHHS is an equal opportunit

1.nc.gov / Injury Epidemiology & Surveillance Unit/ 919-707-5425 N.C. Violent Death Reporting System / 919-707-5432State of

January 2004. This document summarizes deaths among North Carolina residents ages 10-24 completing suicide for the years

source system that gathers information from death certificates, medical examiner reports and law enforcement reports. The go



y employer and provider.

North Carolina / Department of Health and Human Services / [www.ncdhhs.gov](http://www.ncdhhs.gov)N.C. DHHS is an equal opportunity employer ar

al of this system is to aid researchers, legislators, and community interest groups in the development of public health prevention





id provider. 2015 FINAL DATA 8/17 Please see the NC-VDRS 2015 Annual Report for additional data and technical information

1 strategies to reduce violent deaths. NC-VDRS began collecting data in January 2004. This document summarizes deaths am





ong North Carolina residents ages 10-24 completing suicide for the years 2006 - 2015