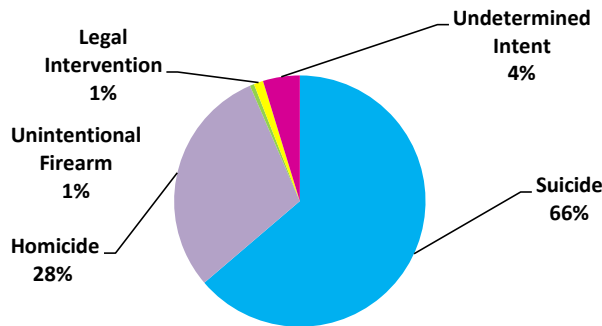


# HOMICIDE IN NORTH CAROLINA

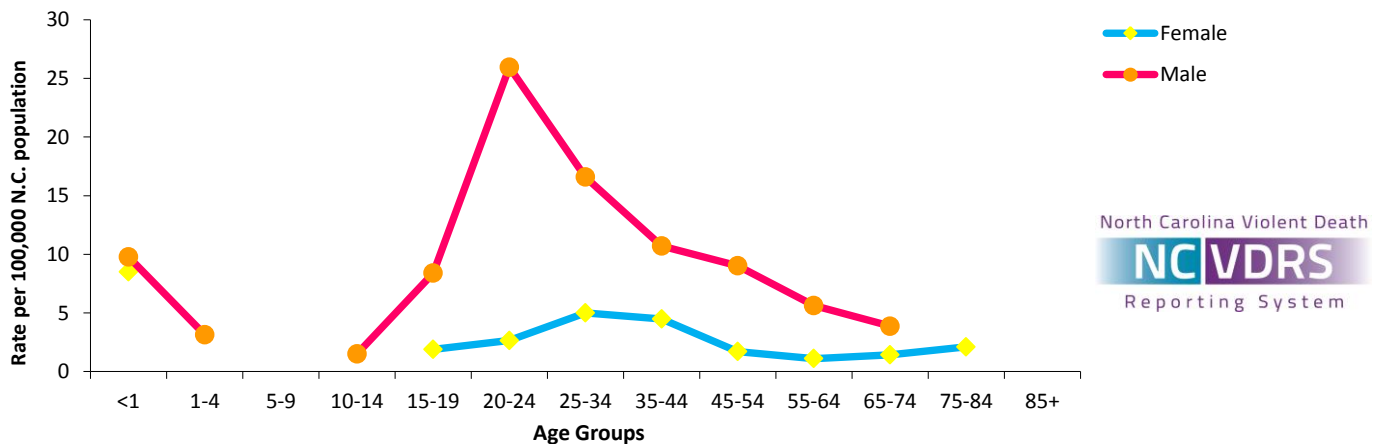
The North Carolina Violent Death Reporting System (NC-VDRS) is a CDC-funded statewide surveillance system that collects detailed information on deaths that occur in North Carolina resulting from violence: homicide, suicide, unintentional firearm deaths, legal intervention, and deaths for which intent could not be determined. NC-VDRS is a multi-source system that gathers information from death certificates, medical examiner reports, and law enforcement reports. The goal of this system is to aid researchers, legislators, and community interest groups in the development of public health prevention strategies to reduce violent deaths. NC-VDRS began collecting data in January 2004. This document summarizes homicides among North Carolina residents for the year 2012.

**Manner of Death: NC-VDRS, 2012**



- In 2012, five hundred and forty-seven North Carolina residents died as a result of homicide.
- The total number of deaths as a result of violence was 1,941. There were 1,277 suicides (66%), 547 homicides (28%), 22 deaths from legal interventions (1%), 18 unintentional firearm deaths (<1%) and 74 deaths of undetermined intent (4%).

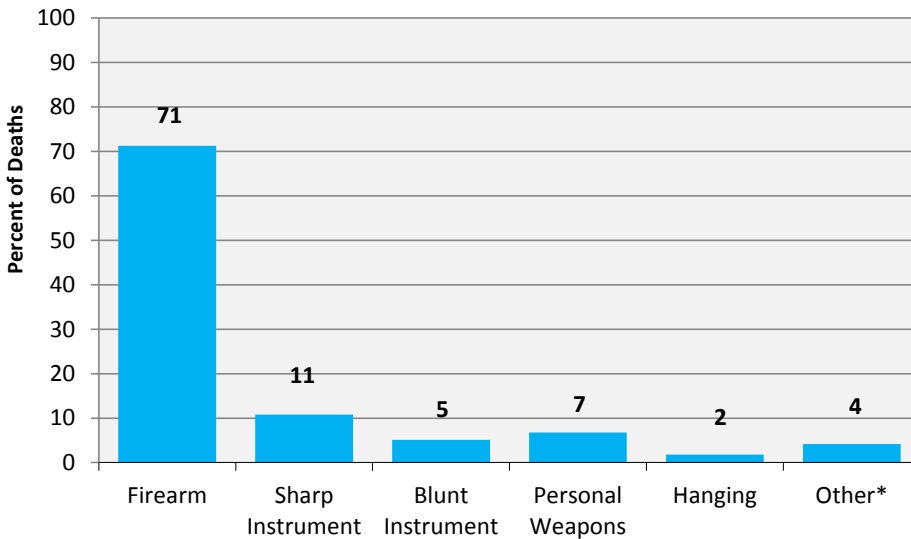
**Homicide Rates Stratified by Age Group and Sex: NC-VDRS, 2012**



**Note:** The lines appear broken because the number of deaths was too small to support the calculation of a rate.

- Various spikes in homicide rates were observed when the rates were graphed by age group. For females, the homicide rate peaked in those ages 25-34 and for those <1. For males, the homicide rate peaked for the 20-24 age group. The rate of homicide was five times greater for males than females 15-24 years of age.
- Homicide patterns differed by race; a total of 280 N.C. homicide victims were black, constituting 51 percent of all homicide victims. Although whites composed three-fourths (73%) of the total population, they accounted for 45 percent of homicides (242 deaths). In 2012, the rate of homicide for blacks was 12.6, compared to a rate of 3.4 per 100,000 N.C. residents for whites. American Indians also had a high rate of homicide (11.2 per 100,000 N.C. residents) but for only 18 deaths.

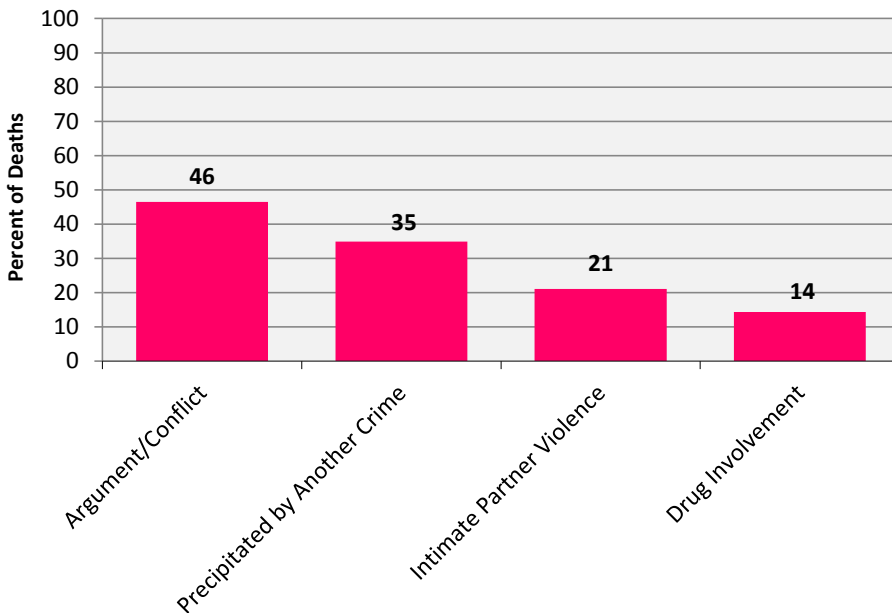
### Method of Death: NC-VDRS, 2012



\*Other includes motor vehicle, violent shaking, drowning, fire/burns, intentional neglect, unknown method, and other causes of death.

- Firearms were used in 71 percent of homicides; sharp instruments were used in 11 percent.
- The remaining methods were each used seven percent of the time, or less.

### Circumstances of Homicide: NC-VDRS, 2012



- Argument, abuse, or conflict unrelated to intimate partner violence (IPV) was noted as a contributing factor in 46 percent of homicides with reported circumstances.
- Thirty-five percent of homicides were precipitated by another crime, such as robbery, burglary, or drug trafficking.
- IPV was indicated as a contributing factor in 21 percent of homicides.
- Fourteen percent of all homicides with circumstances were identified as having drug involvement.



North Carolina Violent Death  
**NC VDRS**  
 Reporting System

North Carolina Violent Death Reporting System is supported by Cooperative Agreement 5U17/CE423098-11 from the Centers for Disease Control and Prevention (CDC).

N.C. Division of Public Health / [www.publichealth.nc.gov](http://www.publichealth.nc.gov) / Injury Epidemiology & Surveillance Unit/ 919-707-5425  
 N.C. Violent Death Reporting System / 919-707-5432  
 State of North Carolina / Department of Health and Human Services / [www.ncdhhs.gov](http://www.ncdhhs.gov)

N.C. DHHS is an equal opportunity employer and provider. 2012 PROVISIONAL DATA 11/14.

