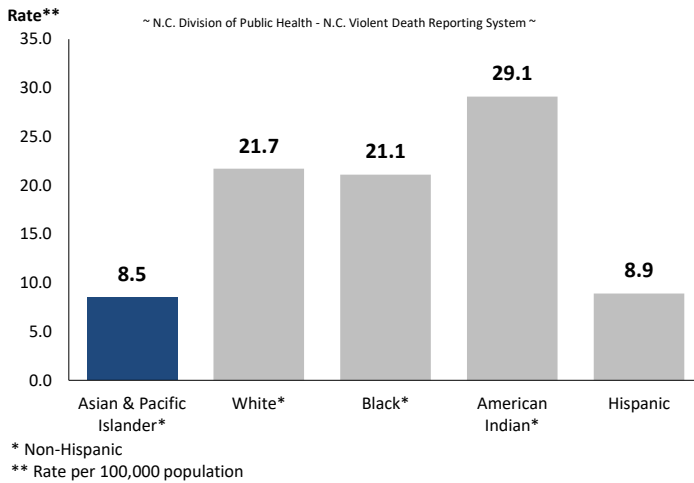


VIOLENT DEATHS AMONG ASIANS AND PACIFIC ISLANDER RESIDENTS IN NORTH CAROLINA: 2009-2018

The North Carolina Violent Death Reporting System (NC-VDRS) is a CDC-funded statewide surveillance system that collects detailed information on deaths that occur in North Carolina resulting from violence: homicide, suicide, unintentional firearm deaths, legal intervention, and deaths for which intent could not be determined. NC-VDRS is a multi-source system that gathers information from death certificates, medical examiner reports, and law enforcement reports. The goal of this system is to aid researchers, legislators, and community interest groups in the development of public health prevention strategies to reduce violent deaths. NC-VDRS began collecting data in January 2004. This document summarizes all deaths from violence among non-Hispanic (NH) Asian and Pacific Islander residents for the years 2009-2018.

North Carolina Violent Death Reporting System

Violent Death Rate by Race, NC-VDRS, 2009-2018

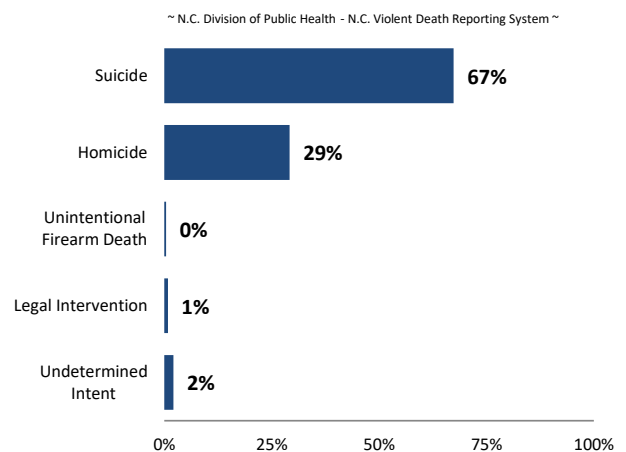


- For the year 2018, there were 342,753 NH Asians and Pacific Islanders living in North Carolina, accounting for 3.3% of the state's population.

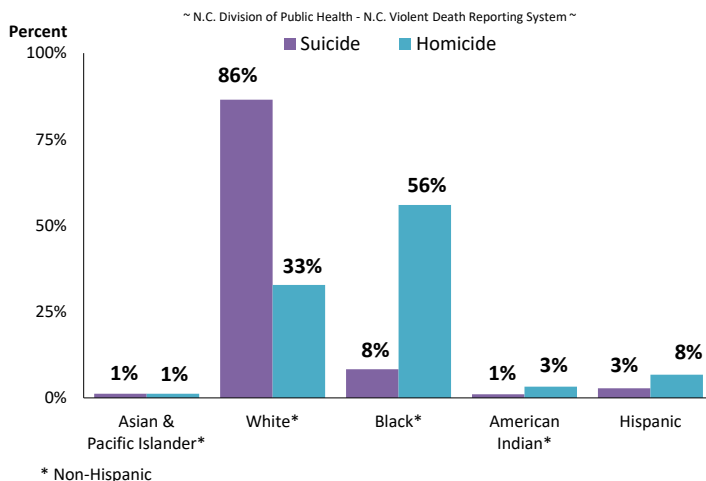
- NH Asians and Pacific Islanders had the lowest rate of violent death by race in North Carolina for the years 2009-2018 (8.5 per 100,000 population).

- From 2009 to 2018, 233 NH Asian and Pacific Islander residents died by violence.
- There were 68 homicides (29.2%), 157 suicides (67.4%), one unintentional firearm death (0.0%), two deaths due to legal interventions (0.9%), and five deaths of undetermined intent (2.2%).
- Male NH Asian and Pacific Islander residents were more likely to die by violence than females between 2009 to 2018 (68.7% versus 31.3%).

Manner of Death Among NH Asians & Pacific Islanders, NC-VDRS, 2009-2018



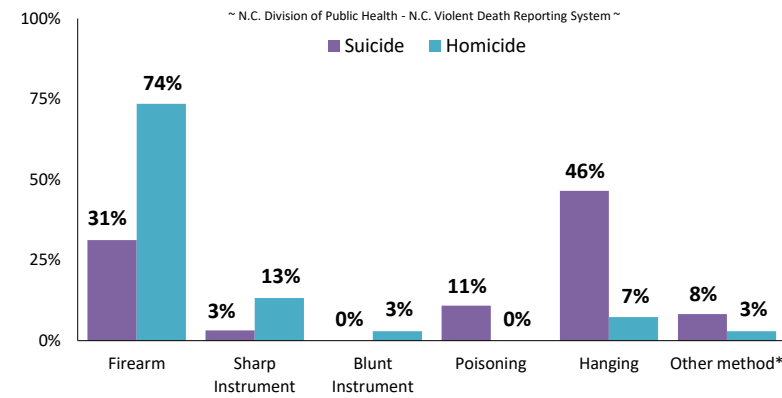
Manner of Death by Race, NC-VDRS, 2009-2018



- NH Asians and Pacific Islanders accounted for 1.2% of all homicides and 1.2% of all suicides, across all racial groups in North Carolina from 2009 to 2018.

- In contrast, NH whites accounted for 86.5% of all suicides, and NH Blacks accounted for 55.9% of all homicides, across all racial groups in North Carolina from 2009 to 2018.

Method of Death, NH Asian and Pacific Islander Violent Deaths, NC-VDRS, 2009-2018

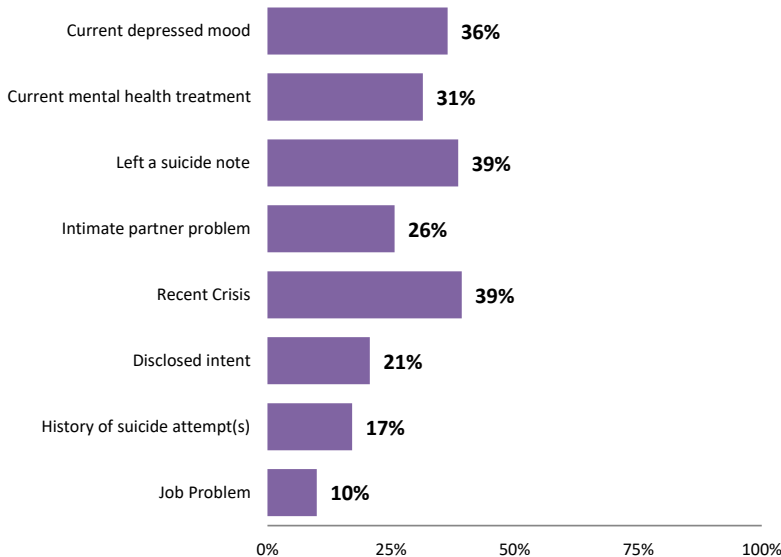


* Other includes fire/burns, unarmed assault, falls, and other methods of death.

- Of all homicides among NH Asians and Pacific Islanders with known circumstance information, half (51.6%) of these were precipitated by another serious crime (e.g., robbery, burglary).
- An argument or conflict precipitated 28.1% of homicides among NH Asians and Pacific Islanders.
- Of homicides, 25% were related to intimate partner violence.

Suicide Circumstances* Among NH Asians & Pacific Islanders, 2009-2018

~ N.C. Division of Public Health - N.C. Violent Death Reporting System ~



* Eighty-nine percent (89.2%) of suicide cases had circumstance information.

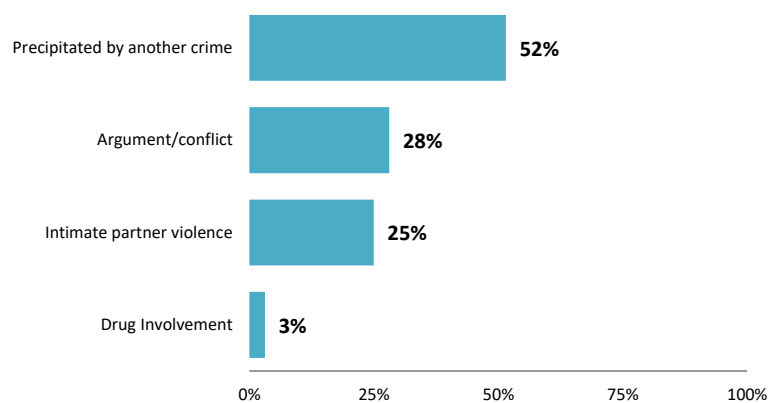
- The majority of homicides (73.5%) were committed using firearms, followed by those committed using sharp instruments (13.2%).

- The most common method of suicide was hanging (46.5%), followed by those completed using firearms (31.2%).

- The second most common method of homicide was sharp instruments (13.2%).

Homicide Circumstances* Among NH Asians & Pacific Islanders, 2009-2018

~ N.C. Division of Public Health - N.C. Violent Death Reporting System ~



* Ninety-four percent (94.1%) of homicide cases had circumstance

- Among NH Asian and Pacific Islander suicide victims with known circumstance information, 39.3% experienced a recent crisis.

- More than one-third (36.4%) of NH Asian and Pacific Islander suicide victims were characterized as being depressed at the time of suicide.

- Almost one-third (31.4%) of suicide victims were receiving treatment for a mental health problem, and 20.7% disclosed their intent to complete suicide.

- Twenty-six percent (25.7%) of NH Asian & Pacific Islander suicide victims experienced a recent problem with an intimate partner.

The North Carolina Violent Death Reporting System is supported by Cooperative Agreement 5NU17/CE002613-05-00 from the Centers for Disease Control and Prevention (CDC).

N.C. Division of Public Health / www.publichealth.nc.gov / Injury Epidemiology & Surveillance Unit/ 919-707-5425

N.C. Violent Death Reporting System / 919-707-5432


State of North Carolina / Department of Health and Human Services / www.ncdhhs.gov

N.C. DHHS is an equal opportunity employer and provider.

2018 FINAL DATA 8/24

Please see the NC-VDRS 2018 Annual Report for additional data and technical information:

<https://www.injuryfreenc.ncdhhs.gov/DataSurveillance/ViolentDeathData.htm>



NC DEPARTMENT OF HEALTH AND HUMAN SERVICES
Division of Public Health

North Carolina Violent Death
NC VDRS
Reporting System