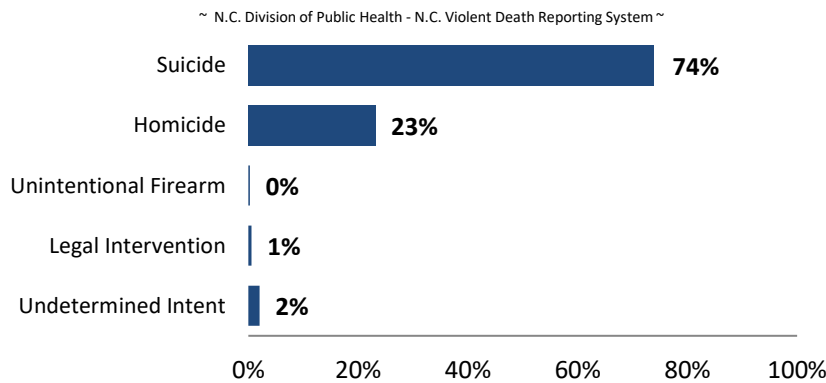


**VIOLENT DEATH IN NORTH CAROLINA:  
 CABBARUS COUNTY INCIDENTS, 2009-2018**

The North Carolina Violent Death Reporting System (NC-VDRS) is a CDC-funded statewide surveillance system that collects detailed information on deaths that occur in North Carolina resulting from violence: homicide, suicide, unintentional firearm deaths, legal intervention, and deaths for which intent could not be determined. NC-VDRS is a multi-source system that gathers information from death certificates, medical examiner reports, and law enforcement reports. The goal of this system is to aid researchers, legislators, and community interest groups in the development of public health prevention strategies to reduce violent deaths. All deaths reported in this document are based on location of occurrence rather than residence and, instead of a rate, the occurrent ratio is reported. This statistic is derived from the total number of violent deaths resulting from injuries in a specified geographic region divided by the number of residents in this region. This document summarizes all fatal injuries from violence that occurred in Cabbarus County for the years 2009-2018.

North Carolina Violent Death Reporting System

**Manner of Death: Cabbarus County, N.C.:  
 NC-VDRS, 2009-2018\***



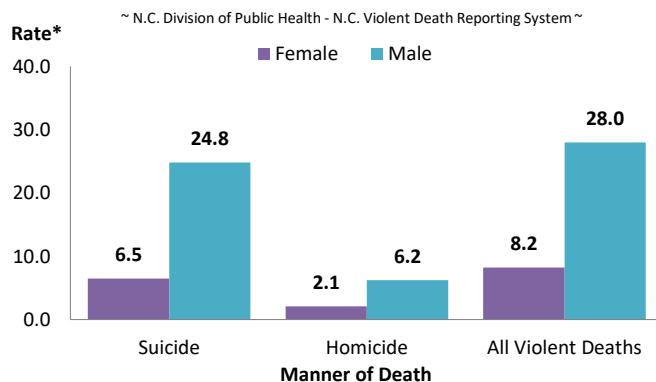
- For the years 2009-2018, there were 341 violent deaths from injuries sustained in Cabbarus County. Of these 341 deaths, 324 were N.C. residents (95.0%) and 304 were Cabbarus County residents (89.1%).

- There were 252 suicides (73.9%), 79 homicides (23.2%), one unintentional firearm death (0.3%), two deaths from legal intervention (0.6%), and seven deaths of undetermined intent (2.1%).

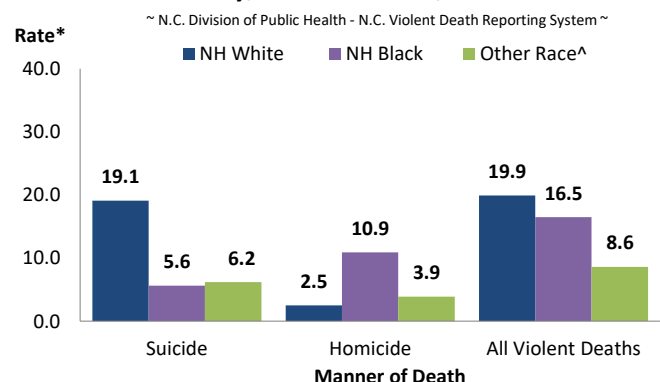
\*Based on the county of injury occurrence.

- In Cabbarus County, the suicide ratio was 3.8 times higher in males than in females, and the homicide ratio was 3.0 times higher in males than in females.
- Patterns of suicide and homicide differed by race. Suicide victims were more likely to be non-Hispanic (NH) white than non-Hispanic Black. NH whites had 19.1 suicides per 100,000 population versus 5.6 suicides per 100,000 population in NH Blacks. All other racial groups combined had 12 suicides.
- In contrast, NH Blacks had 10.9 homicides per 100,000 population as opposed to NH whites who had 2.5 homicides per 100,000 population. All other racial groups combined had 10 homicides.

**Manner of Death by Sex: Cabbarus County,  
 N.C.: NC-VDRS, 2009-2018\***



**Manner of Death by Race: Cabbarus  
 County, N.C.: NC-VDRS, 2009-2018\***



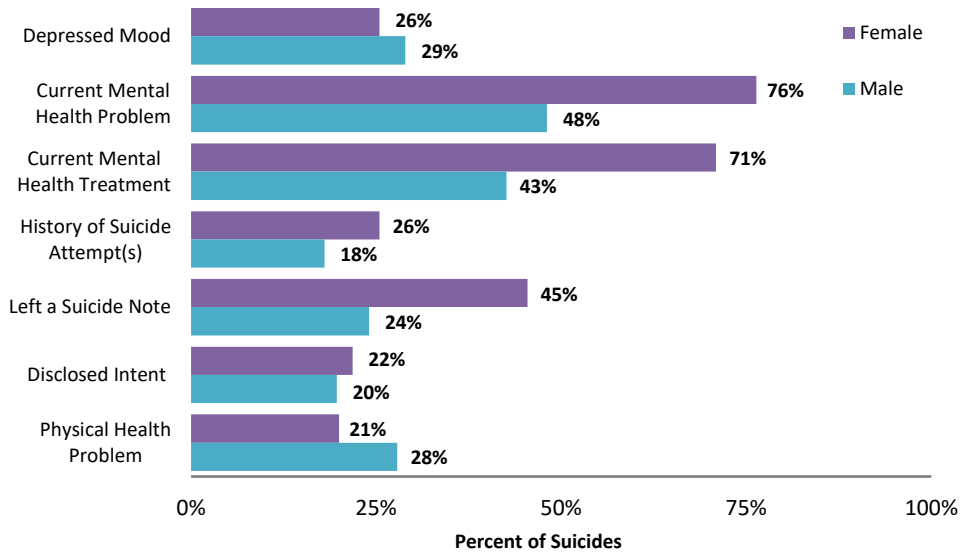
\*Rate per 100,000 (number of occurrent injuries resulting in death per 100,000 population; based on the county of injury occurrence).

^Other race refers to Hispanics, American Indians, Asians, other races, and unspecified or unknown race.

- Suicides and homicides displayed dissimilar age patterns. Homicides peaked among those aged 20-24 with 13.9 homicides per 100,000, where suicides peaked among those aged 85 and older with 29.4 suicides per 100,000.
- Nearly three quarters of homicides (70.9%) and more than half of suicides (55.6%) were committed using firearms.
- Suspicion of intoxication was reported in 22.8% of homicides and in 23.8% of suicides.
- For homicide incidents where one or more suspects were identified, the relationship of the victim to the suspect was known (current or former spouse/boyfriend/girlfriend, family, friend or acquaintance) more frequently for female (81.8%) than for male (54.4%) victims.

### Circumstances of Suicides: Cabbarus County, N.C.: NC-VDRS, 2009-2018\*

~ N.C. Division of Public Health - N.C. Violent Death Reporting System ~

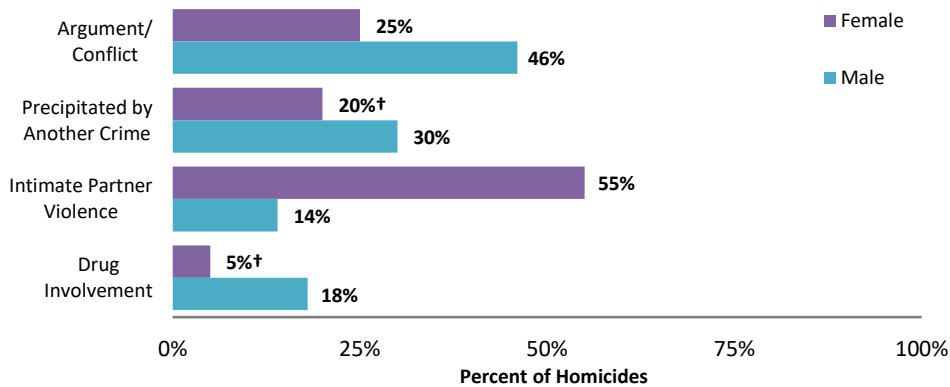


\*Based on the county of injury occurrence, 94.4% of cases had circumstance information. Zero females and 14 males were missing circumstance information.

- Twenty-nine percent (29.0%) of male and 25.5% of female Cabbarus County suicide victims with circumstance information were characterized as being currently depressed when they completed suicide.
- Seventy-six percent (76.4%) of female and 48.1% of male suicide victims were characterized as having a current mental health problem.
- Females (25.5%) were more likely to have attempted suicide in the past as compared to males (18.0%).

### Circumstances of Homicides: Cabbarus County, N.C.: NC-VDRS, 2009-2018\*

~ N.C. Division of Public Health - N.C. Violent Death Reporting System ~



\*Based on the county of injury occurrence, 88.6% of cases had circumstance information. One female and eight males were missing circumstance information.


† There were fewer than 5 deaths

- Arguments or conflicts were more likely to be a contributing factor for male homicides (46.0%) than for female homicides (25.0%).
- Twenty percent (20.0%) of female homicides and 30.0% of male homicides were precipitated by another crime such as robbery, burglary, or drug trafficking.
- Intimate partner violence was a contributing factor in 55.0% of female homicides, but only 14.0% of male homicides.

The North Carolina Violent Death Reporting System is supported by Cooperative Agreement 5 NU17CE924955-02-00 from the Centers for Disease Control and Prevention (CDC).

N.C. Division of Public Health / [www.publichealth.nc.gov](http://www.publichealth.nc.gov) / Injury Epidemiology & Surveillance Unit/ 919-707-5425  
N.C. Violent Death Reporting System / 919-707-5432

State of North Carolina / Department of Health and Human Services / [www.ncdhhs.gov](http://www.ncdhhs.gov)  
N.C. DHHS is an equal opportunity employer and provider.  
2018 FINAL DATA 8/24



NC DEPARTMENT OF  
**HEALTH AND  
HUMAN SERVICES**  
Division of Public Health

North Carolina Violent Death  
**NC VDRS**  
Reporting System

Please see the NC-VDRS 2018 Annual Report for additional data and technical information.