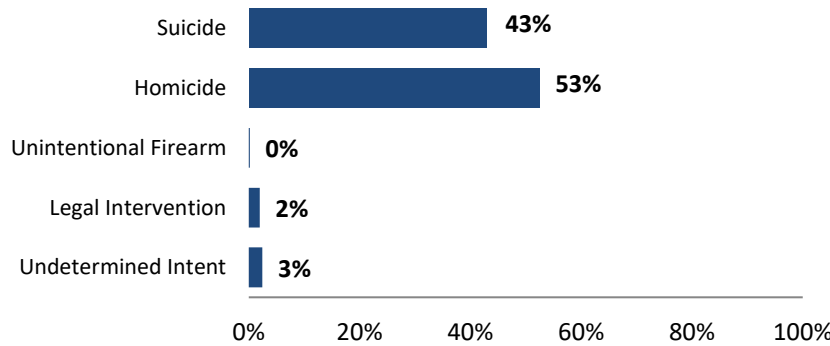


**VIOLENT DEATH IN NORTH CAROLINA:  
 DURHAM COUNTY INCIDENTS, 2009-2018**

The North Carolina Violent Death Reporting System (NC-VDRS) is a CDC-funded statewide surveillance system that collects detailed information on deaths that occur in North Carolina resulting from violence: homicide, suicide, unintentional firearm deaths, legal intervention, and deaths for which intent could not be determined. NC-VDRS is a multi-source system that gathers information from death certificates, medical examiner reports, and law enforcement reports. The goal of this system is to aid researchers, legislators, and community interest groups in the development of public health prevention strategies to reduce violent deaths. All deaths reported in this document are based on location of occurrence rather than residence and, instead of a rate, the occurrent ratio is reported. This statistic is derived from the total number of violent deaths resulting from injuries in a specified geographic region divided by the number of residents in this region. This document summarizes all fatal injuries from violence that occurred in Durham County for the years 2009-2018.

**Manner of Death: Durham County, N.C.:**  
**NC-VDRS, 2009-2018\***

~ N.C. Division of Public Health - N.C. Violent Death Reporting System ~



- For the years 2009-2018, there were 608 violent deaths from injuries sustained in Durham County. Of these 608 deaths, 596 were N.C. residents (98.0%) and 540 were Durham County residents (88.8%).

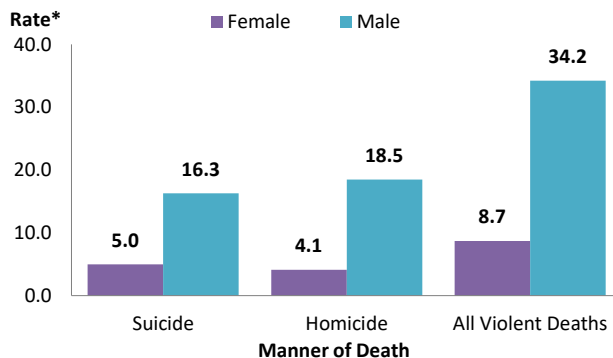
- There were 261 suicides (42.9%), 319 homicides (52.5%), one unintentional firearm death (0.2%), 12 deaths from legal intervention (2.0%), and 15 deaths of undetermined intent (2.5%).

\*Based on the county of injury occurrence.

- In Durham County, the suicide ratio was 3.3 times higher in males than in females, and the homicide ratio was 4.5 times higher in males than in females.
- Patterns of suicide and homicide differed by race. Suicide victims were more likely to be non-Hispanic (NH) white than non-Hispanic Black. NH whites had 16.7 suicides per 100,000 population versus 6.2 suicides per 100,000 population in NH Blacks. All other racial groups combined had 13 suicides.
- In contrast, NH Blacks had 21.6 homicides per 100,000 population as opposed to NH whites who had 2.5 homicides per 100,000 population. All other racial groups combined had 49 homicides.

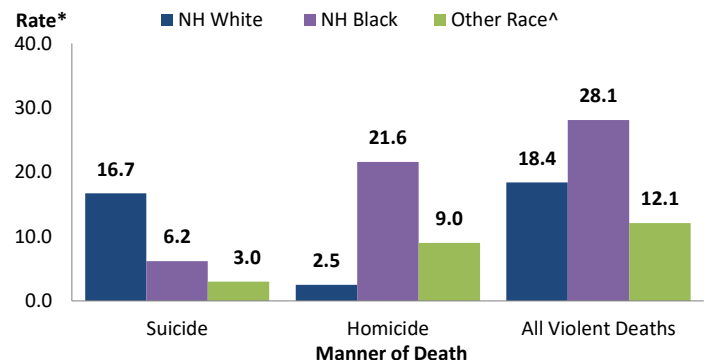
**Manner of Death by Sex: Durham County, N.C.: NC-VDRS, 2009-2018\***

~ N.C. Division of Public Health - N.C. Violent Death Reporting System ~



**Manner of Death by Race: Durham County, N.C.: NC-VDRS, 2009-2018\***

~ N.C. Division of Public Health - N.C. Violent Death Reporting System ~



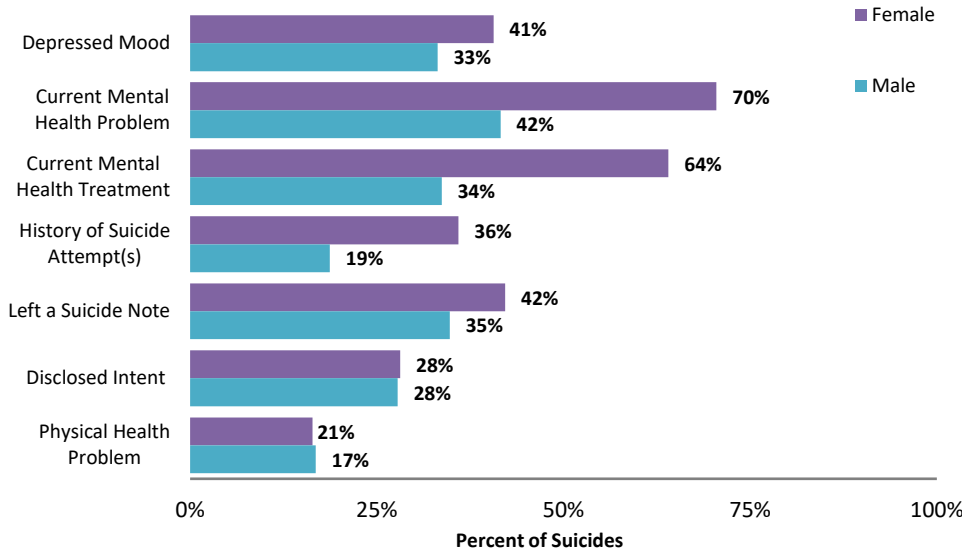
\*Rate per 100,000 (number of occurrent injuries resulting in death per 100,000 population; based on the county of injury occurrence.

^Other race refers to Hispanics, American Indians, Asians, other races, and unspecified or unknown race.

- Suicides and homicides displayed dissimilar age patterns. Homicides peaked among those aged 20-24 with 26.4 homicides per 100,000, where suicides peaked among those aged 45-54 with 13.8 suicides per 100,000.
- More than three quarters of homicides (79.6%) and nearly half of suicides (40.2%) were committed using firearms.
- Suspicion of intoxication was reported in 14.1% of homicides and 21.8% of suicides.
- For homicide incidents where one or more suspects were identified, the relationship of the victim to the suspect was known (current or former spouse/boyfriend/girlfriend, family, friend or acquaintance) more frequently for female (78.6%) than for male (47.9%) victims.

**Circumstances of Suicides: Durham County, N.C.:**  
**NC-VDRS, 2009-2018\***

~ N.C. Division of Public Health - N.C. Violent Death Reporting System ~



\*Based on the county of injury occurrence, 96.2% of cases had circumstance information. Two females and eight males were missing circumstance information.

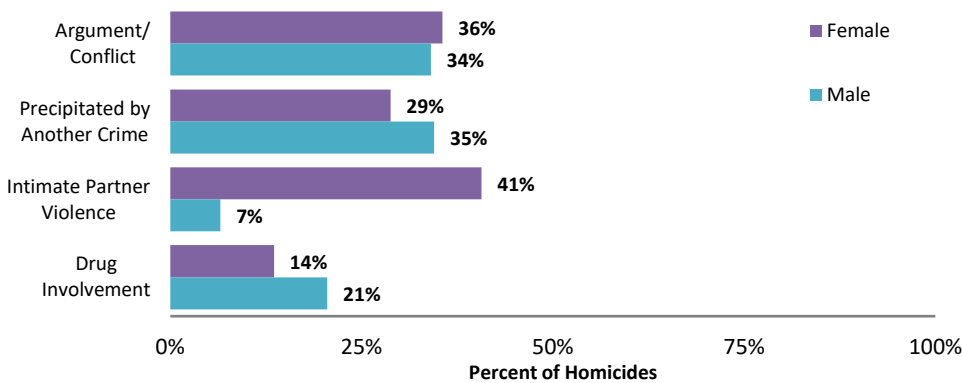
- Thirty-three percent (33.2%) of male and 40.6% of female Durham County suicide victims with circumstance information were characterized as being currently depressed when they completed suicide.

- Seventy-one percent (70.5%) of female and 41.6% of male suicide victims were characterized as having a current mental health problem.

- Females (35.9%) were more likely to have attempted suicide in the past as compared to males (18.7%).

**Circumstances of Homicides: Durham County, N.C.:**  
**NC-VDRS, 2009-2018\***

~ N.C. Division of Public Health - N.C. Violent Death Reporting System ~



\*Based on the county of injury occurrence, 90.3% of cases had circumstance information. Three females and 28 males were missing circumstance information.

- Arguments or conflicts were more likely to be a contributing factor for female homicides (35.6%) than for male homicides (34.1%).

- Twenty-nine percent (28.8%) of female homicides and 34.5% of male homicides were precipitated by another crime such as robbery, burglary, or drug trafficking.

- Intimate partner violence was a contributing factor in 40.7% of female homicides, but only 6.6% of male homicides.

The North Carolina Violent Death Reporting System is supported by Cooperative Agreement 5 NU17CE924955-02-00 from the Centers for Disease Control and Prevention (CDC).



NC DEPARTMENT OF  
**HEALTH AND  
 HUMAN SERVICES**  
 Division of Public Health

North Carolina Violent Death  
**NC VDRS**  
 Reporting System

N.C. Division of Public Health / [www.publichealth.nc.gov](http://www.publichealth.nc.gov) / Injury Epidemiology & Surveillance Unit/ 919-707-5425  
 N.C. Violent Death Reporting System / 919-707-5432

State of North Carolina / Department of Health and Human Services / [www.ncdhhs.gov](http://www.ncdhhs.gov)  
 N.C. DHHS is an equal opportunity employer and provider.  
 2018 FINAL DATA 8/24

Please see the NC-VDRS 2018 Annual Report for additional data and technical information.