

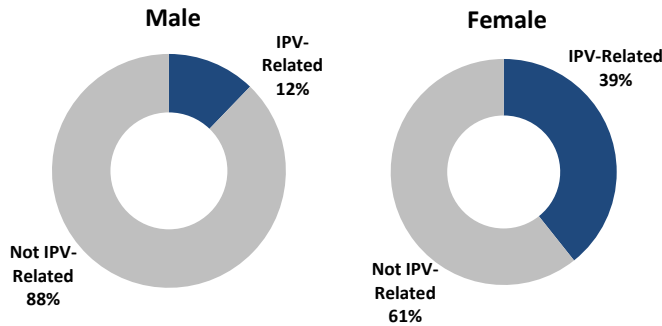
INTIMATE PARTNER VIOLENCE IN NORTH CAROLINA, 2018

The North Carolina Violent Death Reporting System (NC-VDRS) is a CDC-funded statewide surveillance system that collects detailed information on deaths that occur in North Carolina resulting from violence: homicide, suicide, unintentional firearm deaths, legal intervention, and deaths for which intent could not be determined. NC-VDRS is a multi-source system that gathers information from death certificates, medical examiner reports, and law enforcement reports. The goal of this system is to aid researchers, legislators, and community interest groups in the development of public health prevention strategies to reduce violent deaths. NC-VDRS began collecting data in January of 2004. This document summarizes deaths as a result of intimate partner violence (IPV) among North Carolina residents for the year 2018.

**NC-VDRS defines IPV as homicide deaths occurring as a direct result of conflict between current or former spouses or partners. This is a broad definition that includes deaths of children, friends, or even bystanders who may or may not be directly involved in the conflict or those who may be intervening in the conflict.*

Percent of Homicides Associated with Intimate Partner Violence (IPV): NC-VDRS, 2018

~ N.C. Division of Public Health - N.C. Violent Death Reporting System ~



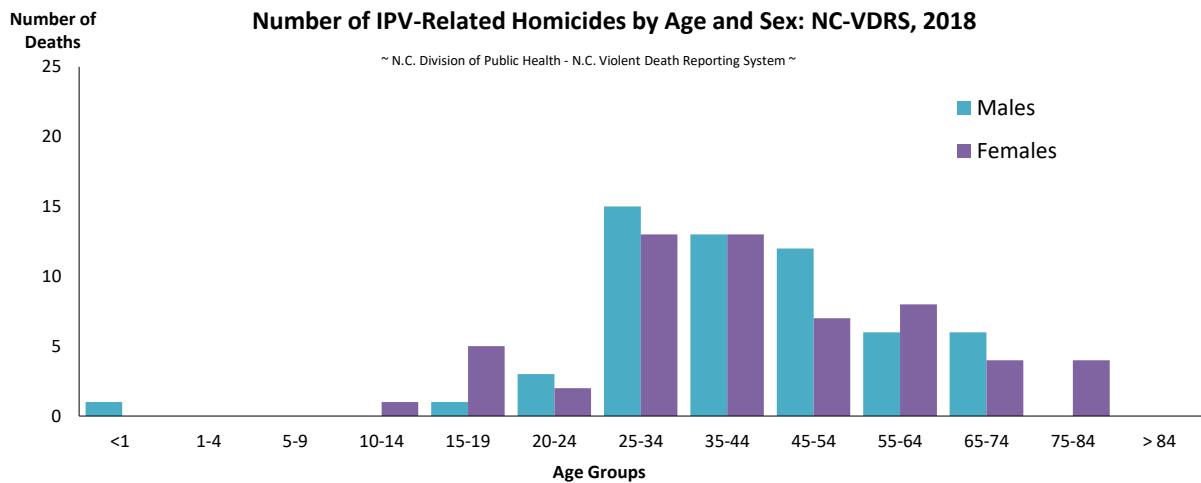
- In 2018, a total of 643 North Carolina residents died as a result of homicide. Circumstances were available for 612 (95.2%) of these homicides.

- Nineteen percent (18.6%) of homicides in 2018 with known circumstances were associated with intimate partner violence (IPV).

- Of the 123 identified IPV-related deaths in 2018 in North Carolina, 114 (92.7%) were homicides.

- Approximately two-fifths of all female homicides were IPV-related (39.3%), while roughly one-eighth of all male homicides were IPV-related (12.2%).

- In 2018, the highest number of IPV-related homicides were in the 25-34 age group followed by the 35-44 age group for both males and females.



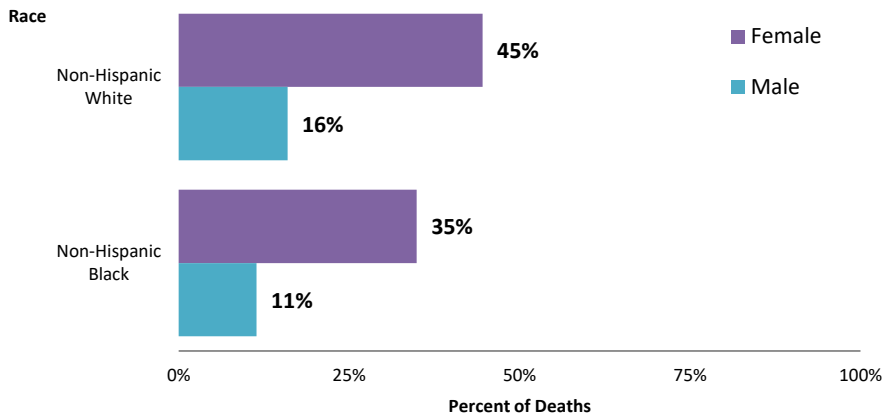
- Of the IPV-related homicide victims, 31 (27.2%) were married, 50 (43.9%) were never married, 25 (21.9%) were divorced/separated, and 8 (7.0%) were widowed, single, or marital status was unknown.

- Of all homicides, the proportion that were IPV-related was higher among never married victims (43.9%) than married victims (27.2%) and victims who were separated or divorced (21.9%).

North Carolina Violent Death Reporting System

Percent of IPV-Related Homicides by Race* and Sex: NC-VDRS, 2018

~ N.C. Division of Public Health - N.C. Violent Death Reporting System ~



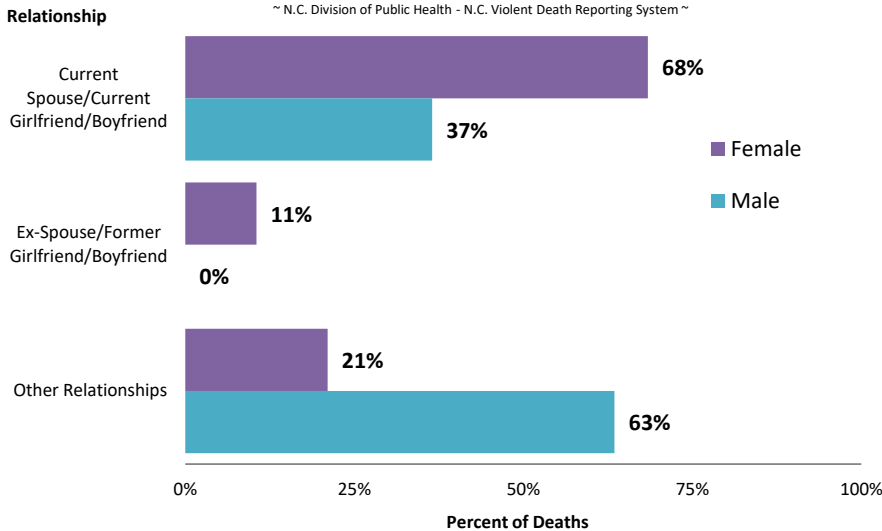
- The percentage of homicides among non-Hispanic (NH) white females that were IPV-related (44.6%, n=33) was higher than the percentage of homicides among NH Black females that were IPV-related (34.9%, n=22).

- The percentage of homicides among NH white males that were IPV-related (16.0%, n=19) was higher than the percentage of homicides among NH Black males that were IPV-related (11.4%, n=35).

*A total of three male & two female other race (Hispanic and non-Hispanic Asian, American Indian, and unknown) were excluded from the above calculations

Relationship of IPV-Related Homicide Victims to Suspects: NC-VDRS, 2018

~ N.C. Division of Public Health - N.C. Violent Death Reporting System ~



- Female IPV-related homicide victims were most likely to have been killed by a current spouse or partner (68.4%, n=39), in contrast to an ex-spouse or former partner (10.5%, n=6).

- Of male IPV-related homicide victims, 63% (n=40) were killed by someone other than a current or former spouse or partner.

NOTE: Multiple suspects per victim possible

More information about intimate partner violence can be found at:

Council for Women/Domestic Violence Commission
Contact: (877) 502-9898

The National Domestic Violence Hotline
Contact: (800) 799-7233
<https://www.thehotline.org/>

North Carolina Coalition Against Domestic Violence
Contact: (888) 232-9124
<https://nccadv.org/>

The National Alliance to End Sexual Violence
Contact: (202) 289-3900
<https://www.endsexualviolence.org/>


The North Carolina Violent Death Reporting System is supported by Cooperative Agreement 5 NU17CE924955-02-00 from the Centers for Disease Control and Prevention (CDC).

N.C. Division of Public Health / www.publichealth.nc.gov / Injury Epidemiology & Surveillance Unit/ 919-707-5425
N.C. Violent Death Reporting System / 919-707-5432

State of North Carolina / Department of Health and Human Services / www.ncdhhs.gov
N.C. DHHS is an equal opportunity employer and provider.
2018 FINAL DATA 8/20

Please see the NC-VDRS 2018 Annual Report for additional data and technical information:

<https://www.injuryfreenc.ncdhhs.gov/DataSurveillance/ViolentDeathData.htm>



NC DEPARTMENT OF
**HEALTH AND
HUMAN SERVICES**
Division of Public Health

North Carolina Violent Death
NC VDRS
Reporting System