

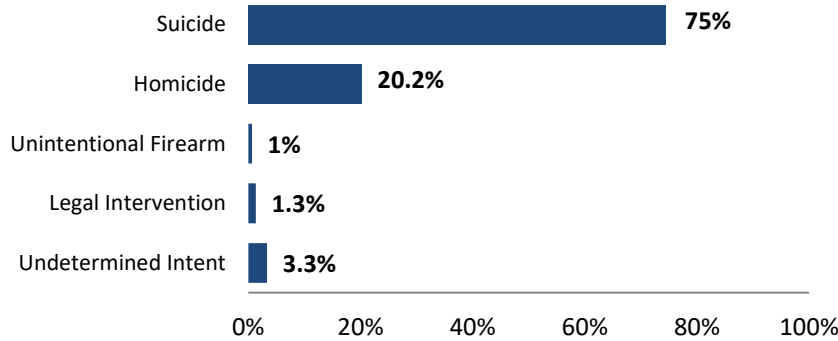
**VIOLENT DEATH IN NORTH CAROLINA:  
 JOHNSON COUNTY INCIDENTS, 2009-2018**

The North Carolina Violent Death Reporting System (NC-VDRS) is a CDC-funded statewide surveillance system that collects detailed information on deaths that occur in North Carolina resulting from violence: homicide, suicide, unintentional firearm deaths, legal intervention, and deaths for which intent could not be determined. NC-VDRS is a multi-source system that gathers information from death certificates, medical examiner reports, and law enforcement reports. The goal of this system is to aid researchers, legislators, and community interest groups in the development of public health prevention strategies to reduce violent deaths. All deaths reported in this document are based on location of occurrence rather than residence and, instead of a rate, the occurrent ratio is reported. This statistic is derived from the total number of violent deaths resulting from injuries in a specified geographic region divided by the number of residents in this region. This document summarizes all fatal injuries from violence that occurred in Johnson County for the years 2009-2018.

North Carolina Violent Death Reporting System

**Manner of Death: Johnson County, N.C.:  
 NC-VDRS, 2009-2018\***

~ N.C. Division of Public Health - N.C. Violent Death Reporting System ~



- For the years 2009-2018, there were 302 violent deaths from injuries sustained in Johnson County. Of these 302 deaths, 293 were N.C. residents (97.0%) and 271 were Johnson County residents (89.7%).

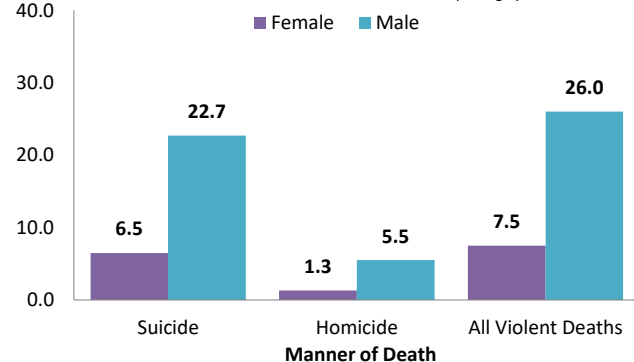
- There were 225 suicides (74.5%), 61 homicides (20.2%), two unintentional firearm deaths (0.7%), four deaths from legal intervention (1.3%), and 10 deaths of undetermined intent (3.3%).

\*Based on the county of injury occurrence.

- In Johnson County, the suicide ratio was 3.5 times higher in males than in females, and the homicide ratio was 4.2 times higher in males than in females.
- Patterns of suicide and homicide differed by race. Suicide victims were more likely to be non-Hispanic (NH) white than non-Hispanic Black. NH whites had 18.8 suicides per 100,000 population versus 4.5 suicides per 100,000 population in NH Blacks. All other racial groups combined had five suicides.
- In contrast, NH Blacks had 7.7 homicides per 100,000 population as opposed to NH whites who had 2.4 homicides per 100,000 population. All other racial groups combined had eight homicides.

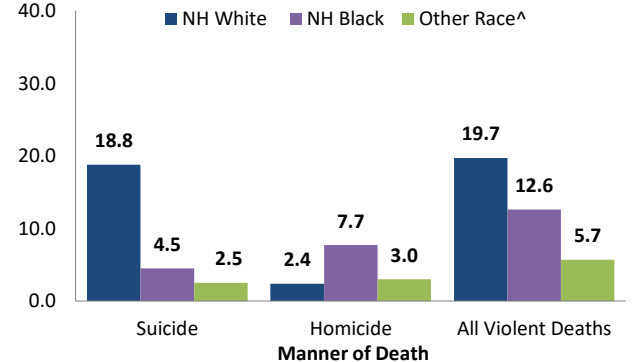
**Manner of Death by Sex: Johnson County,  
 N.C.: NC-VDRS, 2009-2018\***

~ N.C. Division of Public Health - N.C. Violent Death Reporting System ~



**Manner of Death by Race: Johnson County,  
 N.C.: NC-VDRS, 2009-2018\***

~ N.C. Division of Public Health - N.C. Violent Death Reporting System ~



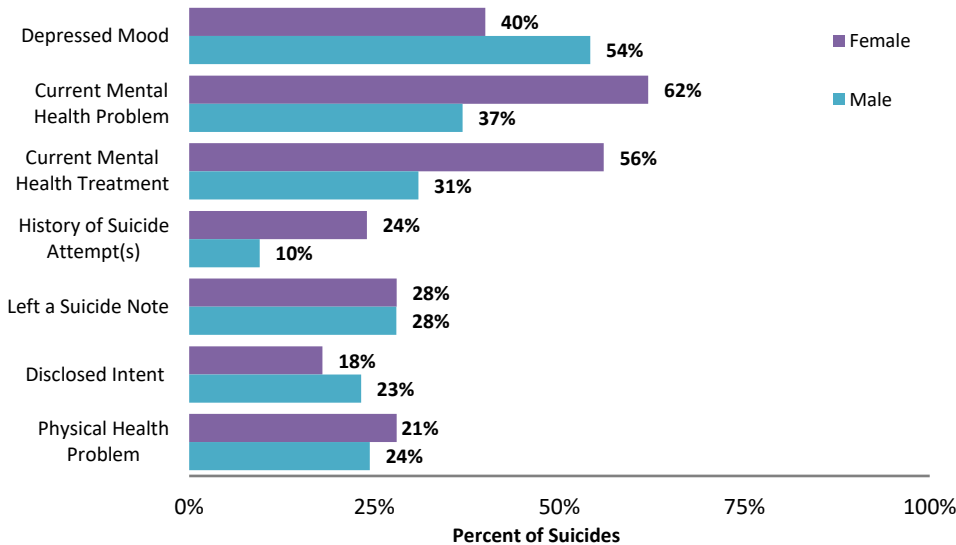
\*Based on the county of injury occurrence.

^Other race refers to Hispanics, American Indians, Asians, other races, and unspecified or unknown race.

- Suicides and homicides displayed dissimilar age patterns. Homicides peaked among those aged 20-24 with 8.1 homicides per 100,000, where suicides peaked among those aged 45-54 with 20.7 suicides per 100,000.
- Nearly three quarters of homicides (70.5%) and more than half of suicides (59.6%) were committed using firearms.
- Suspicion of intoxication was reported in 18.0% of homicides and 23.1% of suicides.
- For homicide incidents where one or more suspects were identified, the relationship of the victim to the suspect was known (current or former spouse/boyfriend/girlfriend, family, friend or acquaintance) more frequently for female (84.6%) than for male (70.0%) victims.

### Circumstances of Suicides: Johnson County, N.C.: NC-VDRS, 2009-2018\*

~ N.C. Division of Public Health - N.C. Violent Death Reporting System ~



- Fifty-four percent (54.2%) of male and 40.0% of female Johnson County suicide victims with circumstance information were characterized as being currently depressed when they completed suicide.

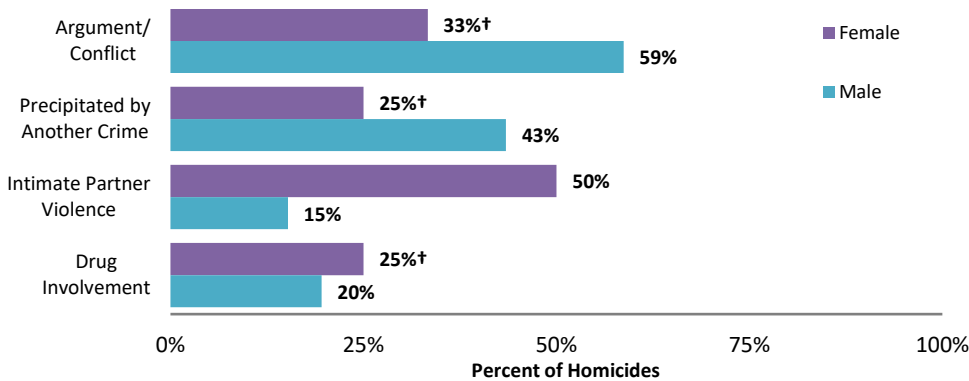
- Sixty-two percent (62.0%) of female and 36.9% of male suicide victims were characterized as having a current mental health problem.

- Females (24.0%) were more likely to have attempted suicide in the past as compared to males (9.5%).

\*Based on the county of injury occurrence, 96.9% of cases had circumstance information. Two females and five males were missing circumstance information.

### Circumstances of Homicides: Johnson County, N.C.: NC-VDRS, 2009-2018\*

~ N.C. Division of Public Health - N.C. Violent Death Reporting System ~



- Arguments or conflicts were more likely to be a contributing factor for male homicides (58.7%) than for female homicides (33.3%).

- Twenty-five percent (25.0%) of female homicides and 43.5% of male homicides were precipitated by another crime such as robbery, burglary, or drug trafficking.

- Intimate partner violence was a contributing factor in 50.0% of female homicides, but only 15.2% of male homicides.

\*Based on the county of injury occurrence, 95.1% of cases had circumstance information. Zero females and three males were missing circumstance information.

† There were fewer than 5 deaths

The North Carolina Violent Death Reporting System is supported by Cooperative Agreement 5 NU17CE924955-02-00 from the Centers for Disease Control and Prevention (CDC).

N.C. Division of Public Health / [www.publichealth.nc.gov](http://www.publichealth.nc.gov) / Injury Epidemiology & Surveillance Unit/ 919-707-5425

N.C. Violent Death Reporting System / 919-707-5432

State of North Carolina / Department of Health and Human Services / [www.ncdhhs.gov](http://www.ncdhhs.gov)

N.C. DHHS is an equal opportunity employer and provider.

2018 FINAL DATA 8/24



NC DEPARTMENT OF  
HEALTH AND  
HUMAN SERVICES  
Division of Public Health

North Carolina Violent Death  
**NC VDRS**  
Reporting System

Please see the NC-VDRS 2018 Annual Report for additional data and technical information.