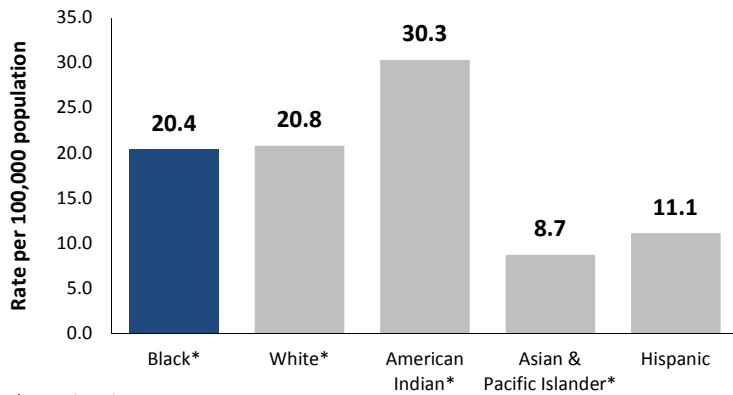


VIOLENT DEATHS AMONG NON-HISPANIC AFRICAN AMERICANS IN NORTH CAROLINA: 2006-2015

The North Carolina Violent Death Reporting System (NC-VDRS) is a CDC-funded statewide surveillance system that collects detailed information on deaths that occur in North Carolina resulting from violence: homicide, suicide, unintentional firearm deaths, legal intervention and deaths for which intent could not be determined. NC-VDRS is a multi-source system that gathers information from death certificates, medical examiner reports and law enforcement reports. The goal of this system is to aid researchers, legislators, and community interest groups in the development of public health prevention strategies to reduce violent deaths. NC-VDRS began collecting data in January 2004. This document summarizes all deaths from violence among non-Hispanic (NH) African American residents for the years 2006-2015.

Violent Death Rate by Race: NC-VDRS, 2006-2015

~ N.C. Division of Public Health - N.C. Violent Death Reporting System ~



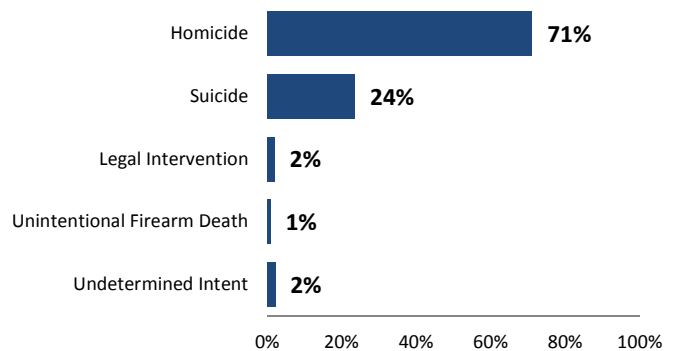
* Non-Hispanic

- For the years 2006-2015, there were 20,808,934 NH African Americans living in North Carolina, accounting for 21.8 percent of the state's population.
- NH African Americans had the third highest rate of violent death by race in North Carolina for the years 2006-2015 (20.4 per 100,000 population).

- From 2006-2015, 4,248 NH African Americans in North Carolina died by violence.
- There were 3,023 homicides (71.2%), 1,004 suicides (23.6%), 38 unintentional firearm deaths (0.9%), 86 deaths from legal interventions (2.0%), and 96 deaths of undetermined intent (2.3%).

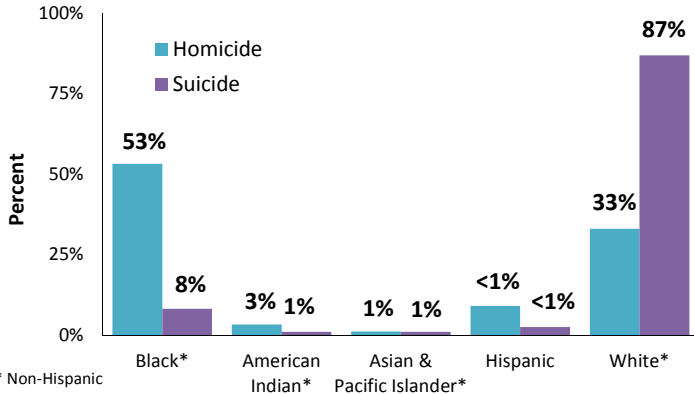
Manner of Death: NC-VDRS, NH African American Violent Deaths, 2006-2015

~ N.C. Division of Public Health - N.C. Violent Death Reporting System ~



Manner of Death by Race: NC-VDRS, 2006-2015

~ N.C. Division of Public Health - N.C. Violent Death Reporting System ~

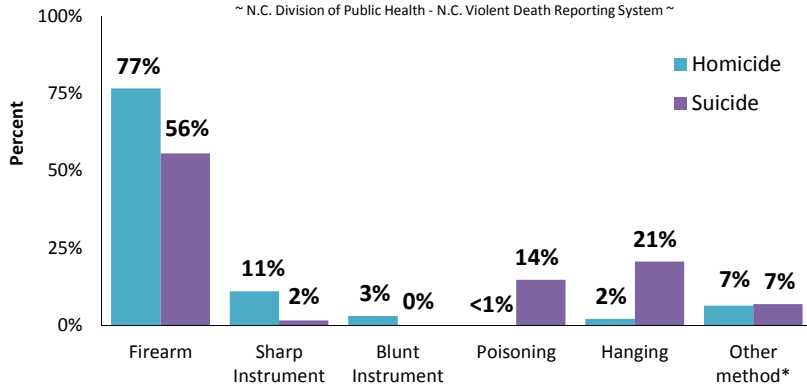


* Non-Hispanic

- NH African Americans accounted for 53.2 percent of all homicides and 8.3 percent of all suicides, across all racial groups in North Carolina from 2006 to 2015.
- In contrast, NH whites accounted for 86.9 percent of all suicides and 33.1 percent of all homicides, across all racial groups in North Carolina from 2006 to 2015.

Method of Death: NC-VDRS Among NH African Americans, 2006-2015

~ N.C. Division of Public Health - N.C. Violent Death Reporting System ~

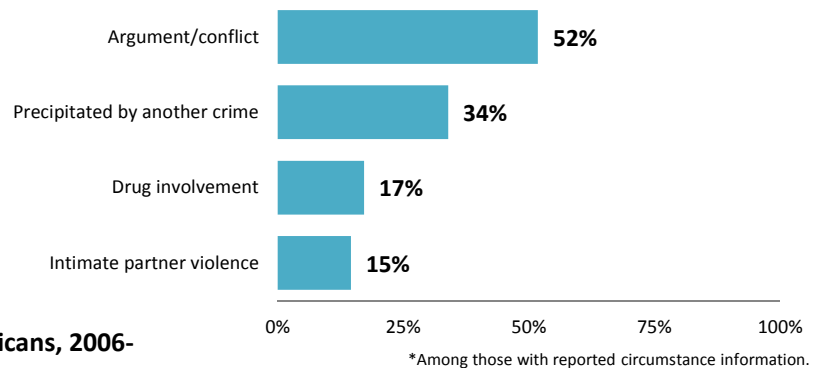


*Other includes fire/burns, motor vehicle, violent shaking, intentional neglect, drowning, falls and other methods.

- Of all homicides among NH African Americans with known circumstance information, more than half
- Another serious crime (e.g., robbery, burglary) precipitated 33.9 percent of homicides among NH
- Seventeen percent of these homicides were suspected to have been related to drug dealing, trade, or use.

Homicide Circumstances* Among NH African Americans, 2006-2015

~ N.C. Division of Public Health - N.C. Violent Death Reporting System ~

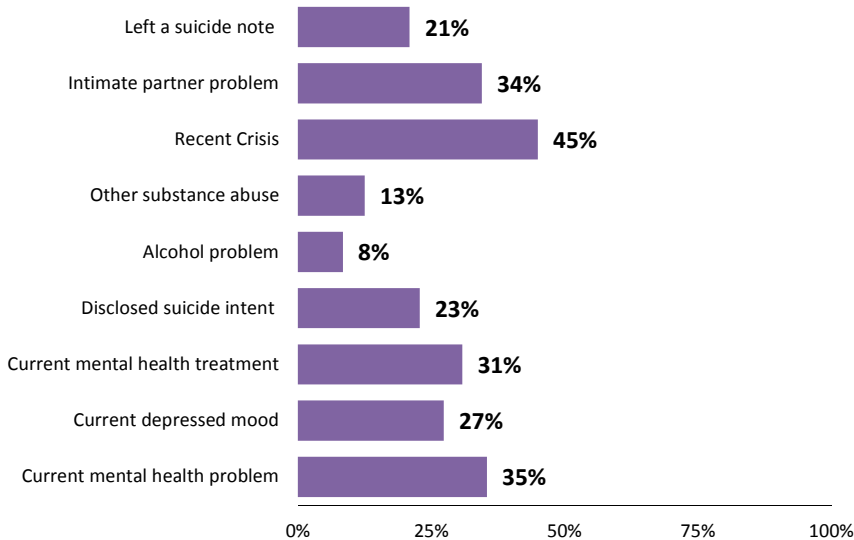


*Among those with reported circumstance information.

- Among NH African American suicide victims with known circumstance information, 34.5 percent had experienced a recent problem with an intimate partner.
- Thirty-six percent of NH African American suicide victims were described as having a current mental health problem, and 30.8 percent were receiving treatment for a mental health problem at the time of suicide.
- Twenty-three percent of NH African American suicide victims disclosed their intent to complete suicide, and 21.0 percent left a note.

Suicide Circumstances* Among NH African Americans, 2006-2015

~ N.C. Division of Public Health - N.C. Violent Death Reporting System ~



*Among those with reported circumstance information.

The North Carolina Violent Death Reporting System is supported by Cooperative Agreement 5U17/CE002613-04 from the Centers for Disease Control and Prevention (CDC).



N.C. Division of Public Health / www.publichealth.nc.gov / Injury Epidemiology & Surveillance Unit/ 919-707-5425
 N.C. Violent Death Reporting System / 919-707-5432
 State of North Carolina / Department of Health and Human Services / www.ncdhhs.gov
 N.C. DHHS is an equal opportunity employer and provider. 2015 FINAL DATA 8/17

Please see the NC-VDRS 2014 Annual Report for additional data and technical information.