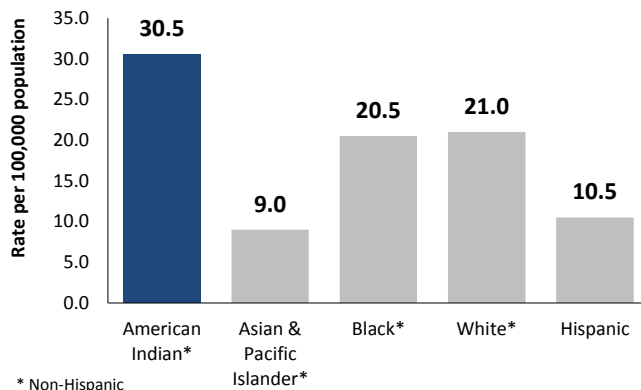


## VIOLENT DEATHS AMONG AMERICAN INDIANS IN NORTH CAROLINA: 2007-2016

The North Carolina Violent Death Reporting System (NC-VDRS) is a CDC-funded statewide surveillance system that collects detailed information on deaths that occur in North Carolina resulting from violence: homicide, suicide, unintentional firearm deaths, legal intervention and deaths for which intent could not be determined. NC-VDRS is a multi-source system that gathers information from death certificates, medical examiner reports and law enforcement reports. The goal of this system is to aid researchers, legislators, and community interest groups in the development of public health prevention strategies to reduce violent deaths. NC-VDRS began collecting data in January 2004. This document summarizes all deaths from violence among non-Hispanic (NH) American Indian residents for the years 2007-2016.

**Violent Death Rate by Race, NC-VDRS, 2007-2016**

~ N.C. Division of Public Health - N.C. Violent Death Reporting System ~



\* Non-Hispanic

- For the years 2007-2016, there were 1,155,983 NH American Indians living in North Carolina, accounting for 1.2 percent of the state's population.

- NH American Indians had the highest rate of violent death by race in North Carolina for the years 2007-2016 (30.5 per 100,000 population).

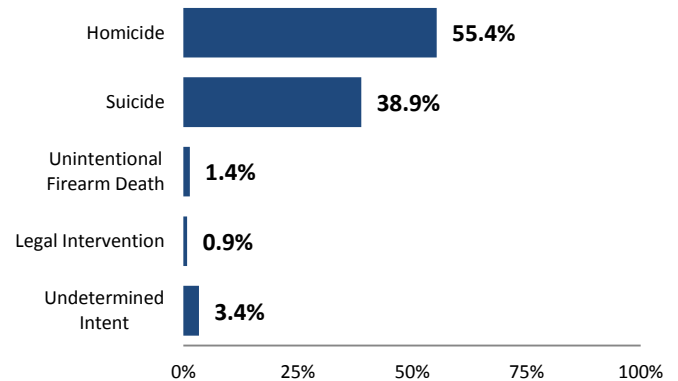
- From 2007-2016, 352 NH American Indians in North Carolina died by violence.

- There were 195 homicides (55.4%), 137 suicides (38.9%), 5 unintentional firearm deaths (1.4%), 3 deaths from legal interventions (<1%), and 12 deaths of undetermined intent (3.4%).

**Manner of Death: NC-VDRS**

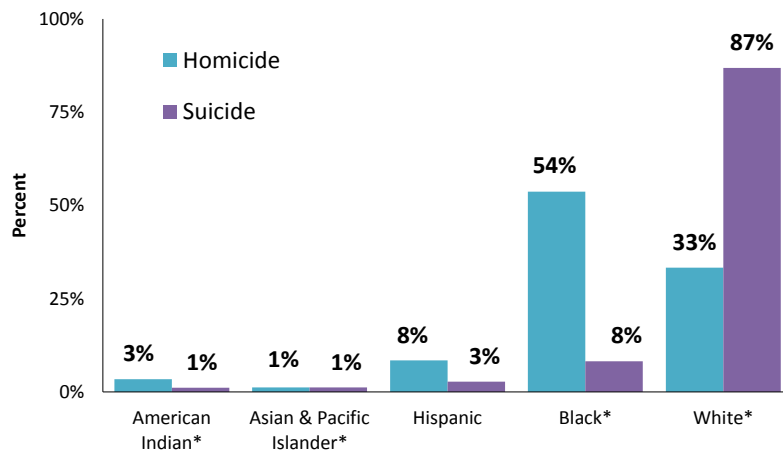
**NH American Indian Violent Deaths, 2007-2016**

~ N.C. Division of Public Health - N.C. Violent Death Reporting System ~



**Manner of Death by Race: NC-VDRS, 2007-2016**

~ N.C. Division of Public Health - N.C. Violent Death Reporting System ~

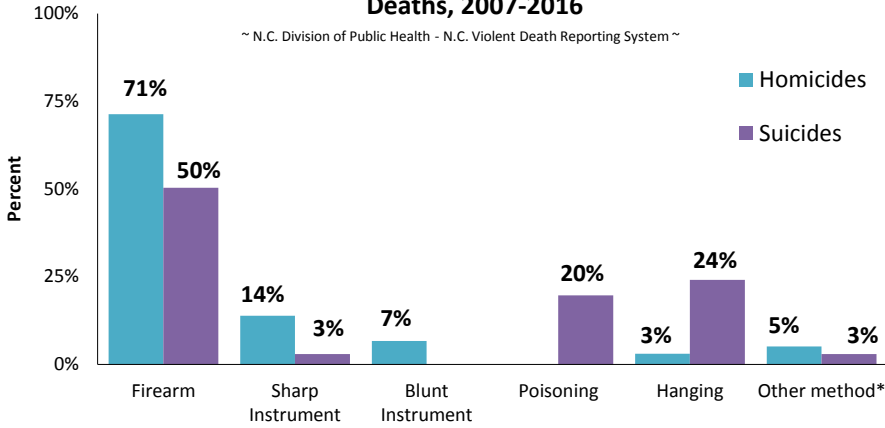


\* Non-Hispanic

- NH American Indians accounted for 3.4 percent of all homicides and 1.1 percent of all suicides, across all racial groups in North Carolina from 2007 to 2016.

- In contrast, 53.7 percent of all homicide victims were NH black and 86.8 percent of all suicide victims were NH white from 2007 to 2016.

## Method of Death: NC-VDRS, NH American Indian Violent Deaths, 2007-2016

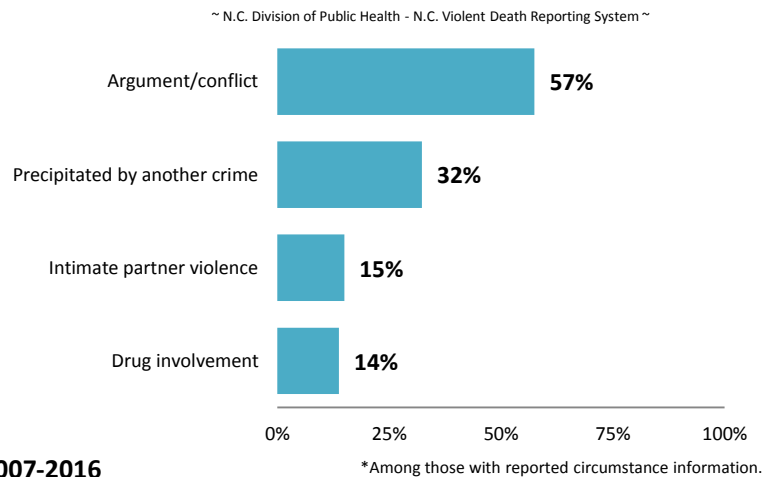


\*Other includes fire/burns, unarmed assault, falls, and other methods of death.

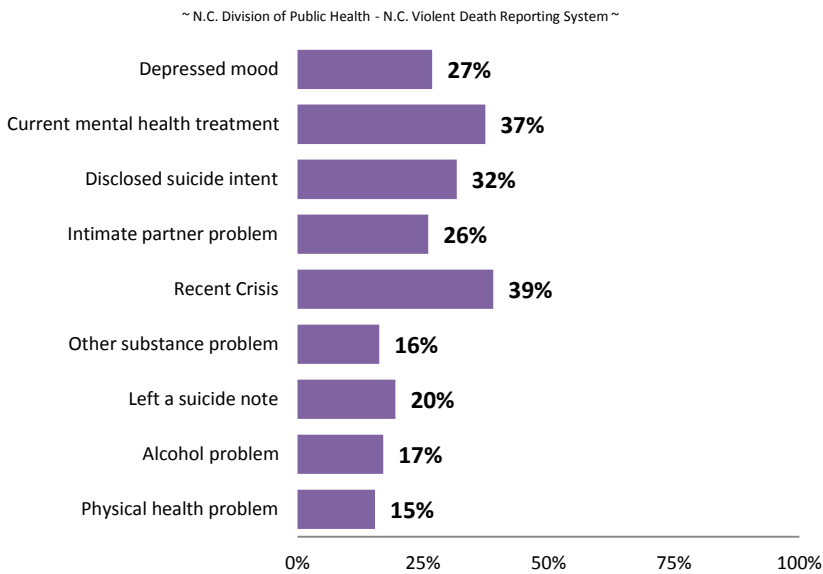
- Of all homicides among NH American Indians with known circumstance information, more than half (57.5%) involved an argument or conflict.
- Another serious crime (e.g., robbery, burglary) precipitated 32.3 percent of homicides among NH
- Fourteen percent of these homicides were suspected to have been related to drug dealing, trade, or use.

- The majority of homicides (71.3%) and suicides (50.4%) among NH American Indians were committed using firearms.
- The second most common method of homicide was sharp instruments (13.8%).
- The second most common method of suicide was hanging (24.1%).

## Homicide Circumstances\* Among NH American Indians, 2007-2016



## Suicide Circumstances\* Among NH American Indians, 2007-2016



- Among NH American Indian suicide victims with known circumstance information, 26.8 percent were characterized as being depressed when they completed suicide.
- Thirty-seven percent of victims were receiving treatment for a mental health problem.
- Twenty-six percent of suicide victims experienced an intimate partner problem, and 16.3 percent experienced some substance use problem other than alcohol.

The North Carolina Violent Death Reporting System is supported by Cooperative Agreement 5NU17/CE002613-05-00 from the Centers for Disease Control and Prevention (CDC).



N.C. Division of Public Health / [www.publichealth.nc.gov](http://www.publichealth.nc.gov) / Injury Epidemiology & Surveillance Unit/ 919-707-5425  
N.C. Violent Death Reporting System / 919-707-5432  
State of North Carolina / Department of Health and Human Services / [www.ncdhhs.gov](http://www.ncdhhs.gov)  
N.C. DHHS is an equal opportunity employer and provider. 2016 FINAL DATA 11/18

Please see the NC-VDRS 2016 Annual Report for additional data and technical information.