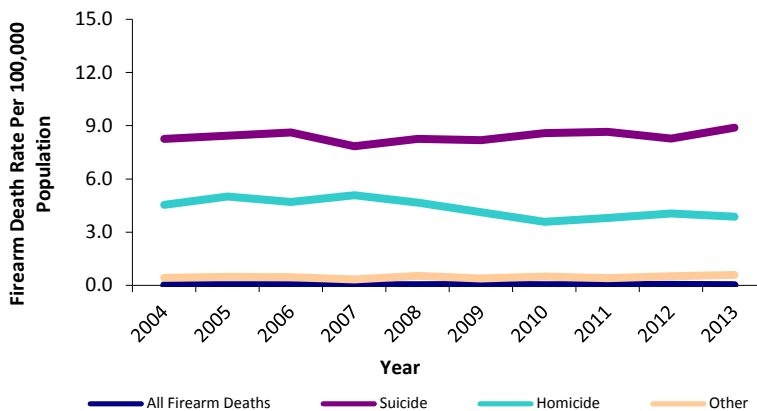


Firearm Deaths in North Carolina, 2013

The North Carolina Violent Death Reporting System (NC-VDRS) is a CDC-funded state-wide surveillance system that collects detailed information on deaths that occur in North Carolina resulting from violence: homicide, suicide, unintentional firearm deaths, legal intervention and deaths for which intent could not be determined. NC-VDRS is a multi-source system that gathers information from death certificates, medical examiner reports and law enforcement reports. The goal of this system is to aid researchers, legislators and community interest groups in the development of public health prevention strategies to reduce violent deaths. NC-VDRS began collecting data in January 2004. This document summarizes firearm-related deaths among North Carolina residents for the year 2013.

**Firearm-Related Death Rates by Year:
NC-VDRS, 2004-2013**

~ N.C. Division of Public Health - N.C. Violent Death Reporting System ~



- In 2013, there were 1,202 firearm-related deaths among North Carolina (N.C.) residents.

- Nearly two-thirds (62.8%) of all violent deaths in N.C. during 2013 were caused by firearms.

- Specific causes of firearm-related deaths included suicide (63.6%), homicide (31.7%), legal intervention involving discharge of firearm (2.4%), unintentional discharge of firearm (1.2%), and undetermined intent (1.2%).

- The rate of firearm-related deaths per 100,000 population remained relatively stable from 2004 (12.1) to 2013 (12.2).

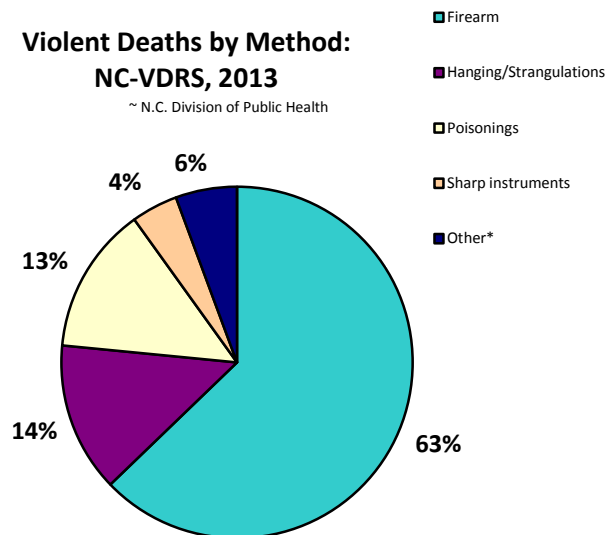
- The rate of firearm-related homicides varied from a low of 3.6 in 2010 to a high of 5.1 in 2007.

- The rate of firearm-related suicides varied from a low of 7.8 in 2007 to a high of 8.9 in 2013.

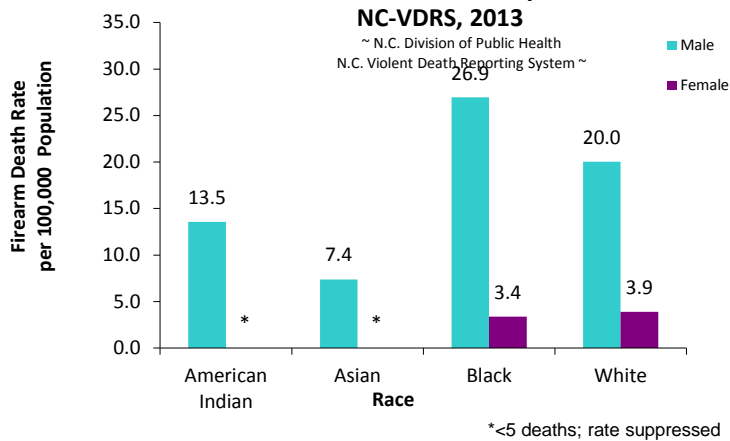
- The most common locations of firearm-related deaths were apartment or home (68.8%); motor vehicle, excluding school bus and public transportation (9.8%); natural areas such as a field, river, beach, or woods (5.2%); street/road, sidewalk or alley (4.8%); other commercial establishment, such as a grocery store, retail outlet, or laundromat (2.2%); and parking lot or public parking garage (1.5%).

**Violent Deaths by Method:
NC-VDRS, 2013**

~ N.C. Division of Public Health



Firearm-Related Death Rates by Sex and Race:



- Across all races, firearm-related death rates were lower for females than males.

- Black (26.9), white (20.0), and American Indian (13.5) males had the highest firearm-related death rates per 100,000 population during 2013.

- White (3.9) females had a higher firearm-related death rate per 100,000 population than black (3.4) females.

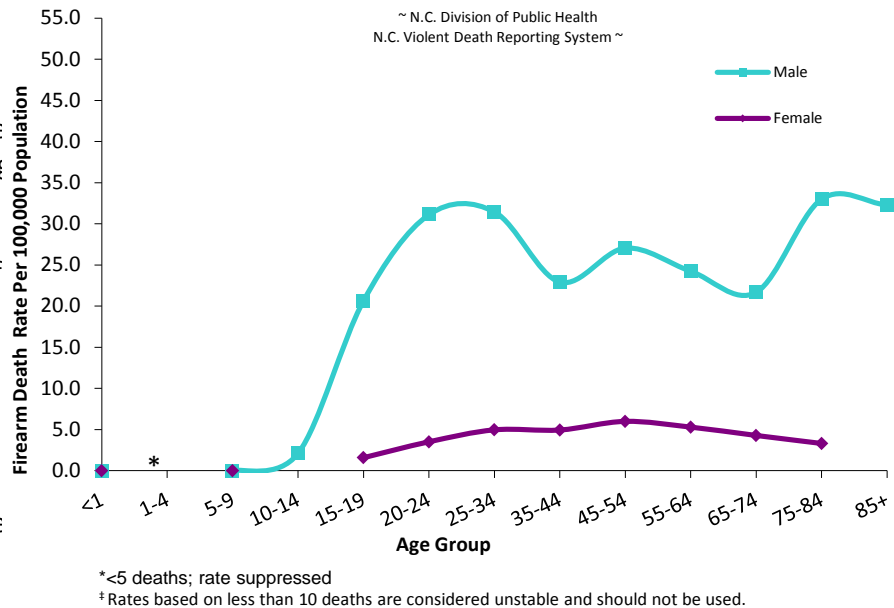
- The majority of firearm-related deaths were among males (84.4%).

- The firearm-related death rate per 100,000 population peaked among men ages 25-34 (31.5) and 75-84 (33.0), while the rate among women peaked across all ages 45 to 54 (6.0).

- Suicide was the most common type of firearm-related death among whites (85.0%) while homicide was the most common type among blacks (79.2%), Asians (53.8%) and American Indians (71.4%).

- There were only 15 total firearm-related deaths among American Indians and 13 among Asians in 2013.

Firearm-Related Death Rates by Sex and Age: NC-VDRS, 2013

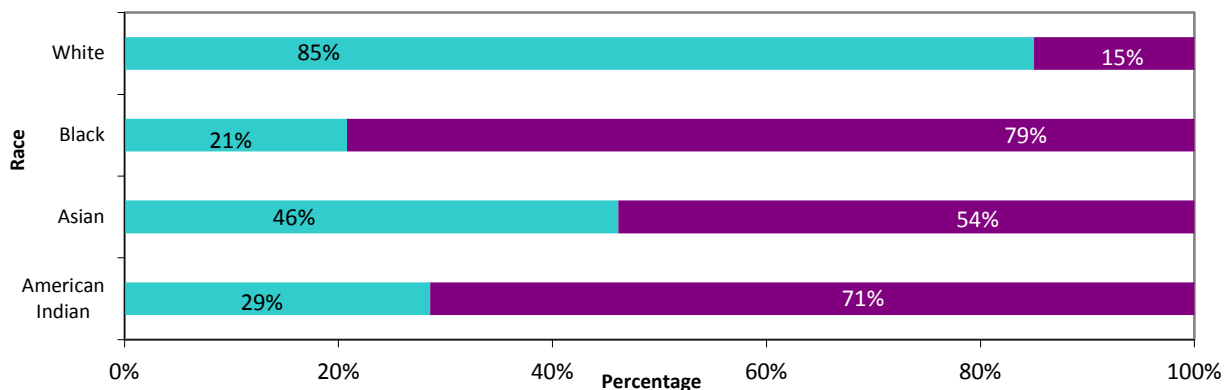


Percent of Suicides and Homicides among Suicide and Homicide

Firearm-Related Deaths by Race: NC-VDRS, 2013

■ % Suicides among Suicide and Homicide Firearm-Related Deaths
■ % Homicides among Suicide and Homicide Firearm-Related Deaths

~ N.C. Division of Public Health - N.C. Violent Death Reporting System ~



The North Carolina Violent Death Reporting System is supported by Cooperative Agreement 5U17/CE002613-02 from the Centers for Disease Control and Prevention (CDC).



N.C. Division of Public Health / www.publichealth.nc.gov / Injury Epidemiology & Surveillance Unit / 919-707-5425 / www.injuryfreenc.ncdhhs.gov
N.C. Violent Death Reporting System / 919-707-5432
State of North Carolina / Department of Health and Human Services / www.ncdhhs.gov
N.C. DHHS is an equal opportunity employer and provider. NC-VDRS. 2013 FINAL DATA 11/15
Please see the NC-VDRS 2013 Annual Report for additional data and technical information.

