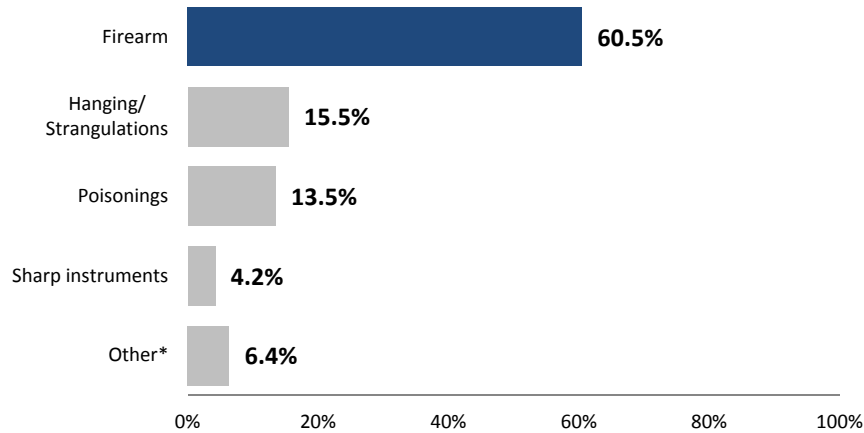


## Firearm Deaths in North Carolina, 2015

The North Carolina Violent Death Reporting System (NC-VDRS) is a CDC-funded statewide surveillance system that collects detailed information on deaths that occur in North Carolina resulting from violence: homicide, suicide, unintentional firearm deaths, legal intervention and deaths for which intent could not be determined. NC-VDRS is a multi-source system that gathers information from death certificates, medical examiner reports and law enforcement reports. The goal of this system is to aid researchers, legislators, and community interest groups in the development of public health prevention strategies to reduce violent deaths. NC-VDRS began collecting data in January 2004. This document summarizes firearm-related deaths among North Carolina residents for the year 2015.

**Violent Deaths by Method: NC-VDRS, 2015**

~ N.C. Division of Public Health - N.C. Violent Death Reporting System ~

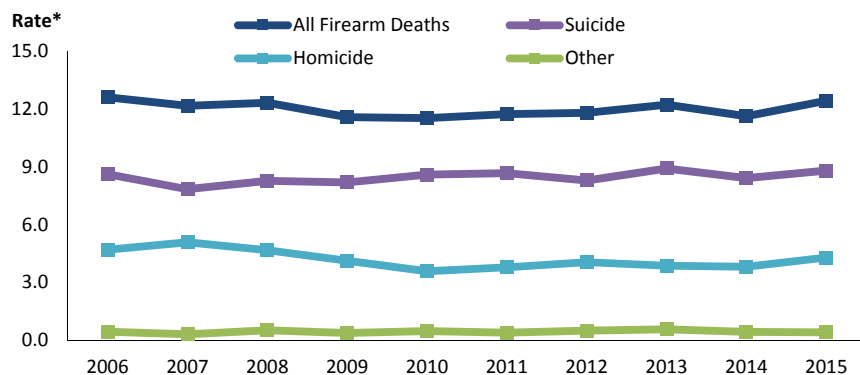


\*Other includes motor vehicle, blunt instruments, violent shaking, drowning, fire/burns, intentional neglect, unknown method, and other causes of death.

- In 2015, there were 1,247 firearm-related deaths among North Carolina (N.C.) residents.
- Nearly two-thirds (60.5%) of all violent deaths in N.C. during 2015 were caused by firearms.
- Specific causes of firearm-related deaths included suicide (62.1%), homicide (34.6%), legal intervention involving discharge of firearm (1.7%), unintentional discharge of firearm (1.1%), and undetermined intent (0.6%).

**Firearm-Related Death Rates by Year: NC-VDRS, 2006-2015**

~ N.C. Division of Public Health - N.C. Violent Death Reporting System ~



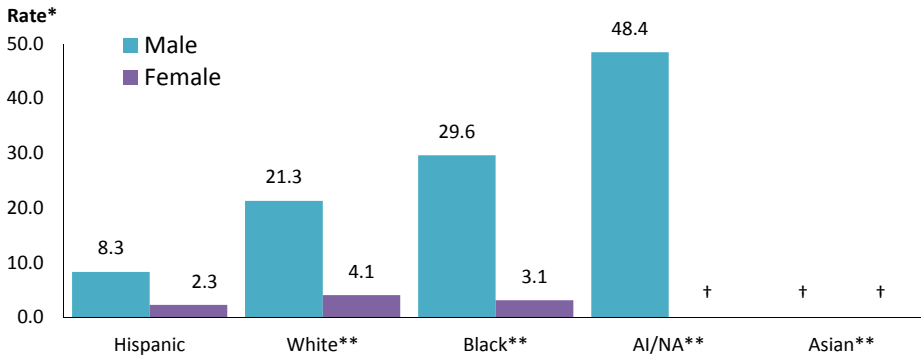
\* Rate per 100,000 NC population

- The rate of firearm-related deaths per 100,000 population remained relatively stable from 2006 (12.6) to 2015 (12.4).
- The rate of firearm-related homicides varied from a low of 3.6 in 2010 to a high of 5.1 in 2007.
- The rate of firearm-related suicides varied from a low of 7.8 in 2007 to a high of 8.9 in 2013.

- The most common locations of firearm-related deaths were apartment or home (72.2%); motor vehicle, excluding school bus and public transportation (9.7%); natural areas such as a field, river, beach, or woods (3.4%); street/road, sidewalk or alley (5.7%); other commercial establishment, such as a grocery store, retail outlet, or laundromat (1.6%); and parking lot or public parking garage (1.6%).

### Firearm-Related Death Rates by Sex and Race: NC-VDRS, 2015

~ N.C. Division of Public Health N.C. Violent Death Reporting System ~



• Across all races, firearm-related death rates were lower for females than males.

• Non-Hispanic (NH) black (29.6), white (21.3), and American Indian (48.4) males had the highest firearm-related death rates per 100,000 population during 2015.

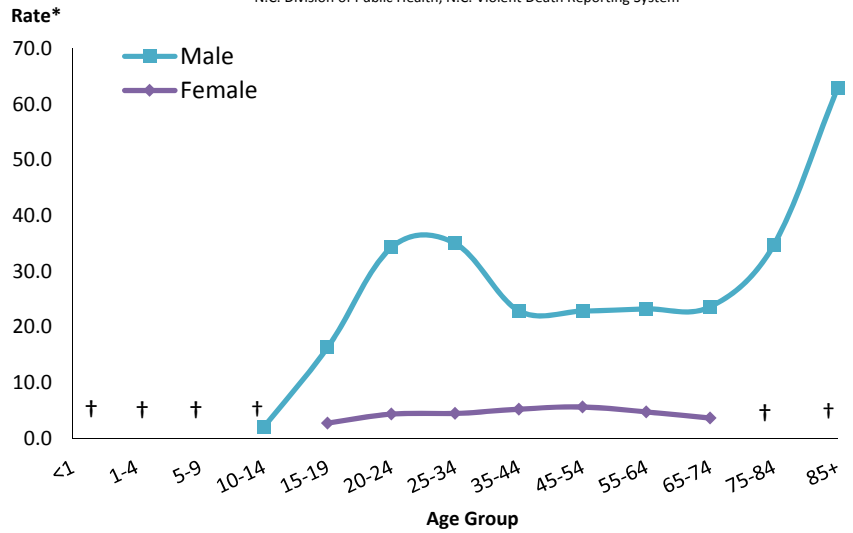
• NH white females (4.1) had a higher firearm-related death rate per 100,000 population than NH black females (3.1).

\* Rate per 100,000 NC population; † <10 deaths; rate suppressed  
\*\* Non-Hispanic

- The majority of firearm-related deaths were among males (85.0%).
- The firearm-related death rate per 100,000 population peaked among men ages 85 and older (62.9) and 25-34 (35.0), while the rate among women peaked across ages 45-54 (5.7).
- Suicide was the most common type of firearm-related death among NH whites (85.4%), and NH Asians (62.5%), while homicide was the most common type among NH blacks (83.9%) and NH American Indians (62.1%).
- There were only 31 total firearm-related deaths among American Indians, 8 among Asians, and zero among Hispanics in 2015.

### Firearm-Related Death Rates by Sex and Age: NC-VDRS, 2015

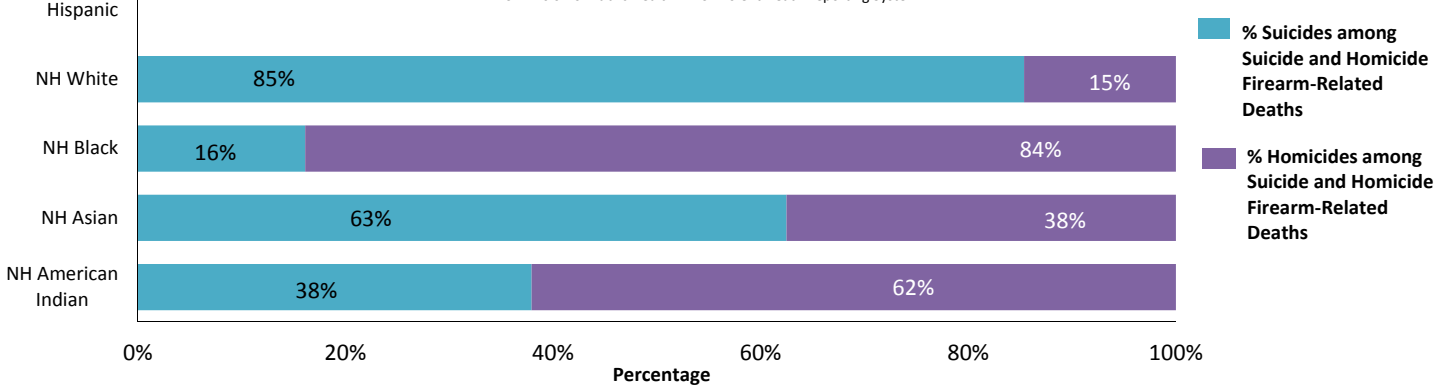
~ N.C. Division of Public Health, N.C. Violent Death Reporting System ~



\* Rate per 100,000 NC population; † <10 deaths; rate suppressed

### Percent of Suicides and Homicides among Suicide and Homicide Firearm-Related Deaths by Race: NC-VDRS, 2015

~ N.C. Division of Public Health - N.C. Violent Death Reporting System ~



The North Carolina Violent Death Reporting System is supported by Cooperative Agreement 5U17/CE002613-04 from the Centers for Disease Control and Prevention (CDC).



N.C. Division of Public Health / [www.publichealth.nc.gov](http://www.publichealth.nc.gov) / Injury Epidemiology & Surveillance Unit/ 919-707-5425  
N.C. Violent Death Reporting System / 919-707-5432  
State of North Carolina / Department of Health and Human Services / [www.ncdhhs.gov](http://www.ncdhhs.gov)  
N.C. DHHS is an equal opportunity employer and provider. 2015 FINAL DATA 8/17

Please see the NC-VDRS 2014 Annual Report for additional data and technical information.