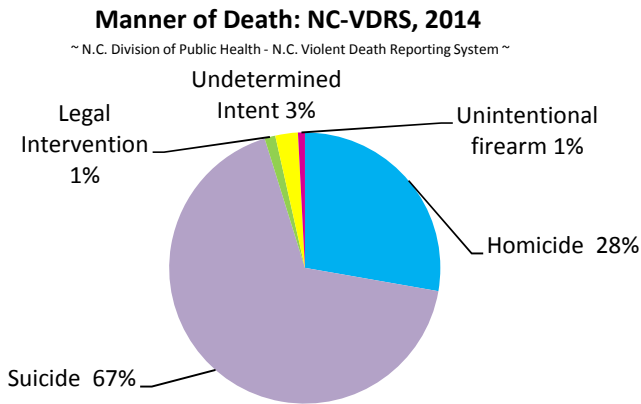
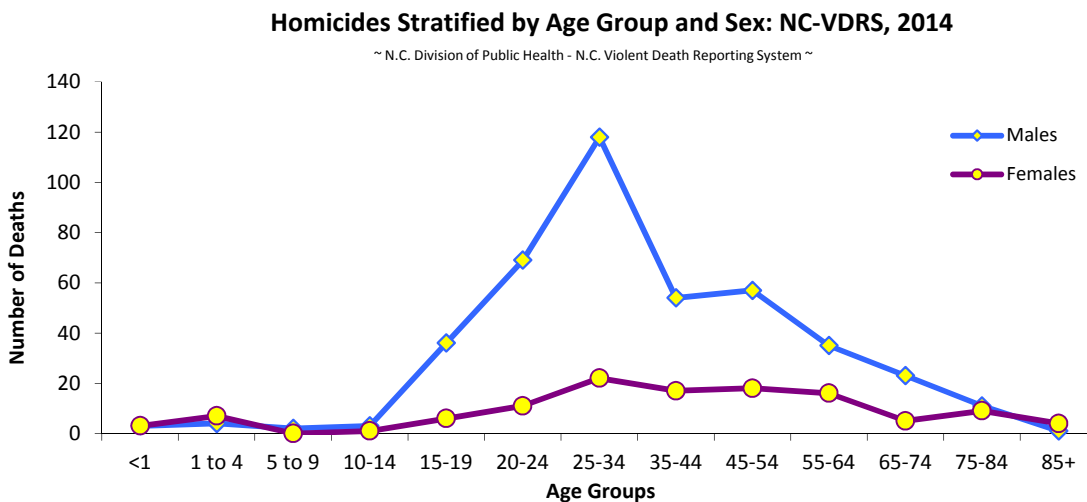


HOMICIDE IN NORTH CAROLINA: 2014

The North Carolina Violent Death Reporting System (NC-VDRS) is a CDC-funded statewide surveillance system that collects detailed information on deaths that occur in North Carolina resulting from violence: homicide, suicide, unintentional firearm deaths, legal intervention and deaths for which intent could not be determined. NC-VDRS is a multi-source system that gathers information from death certificates, medical examiner reports and law enforcement reports. The goal of this system is to aid researchers, legislators, and community interest groups in the development of public health prevention strategies to reduce violent deaths. NC-VDRS began collecting data in January 2004. This document summarizes homicides among North Carolina residents for the year 2014.



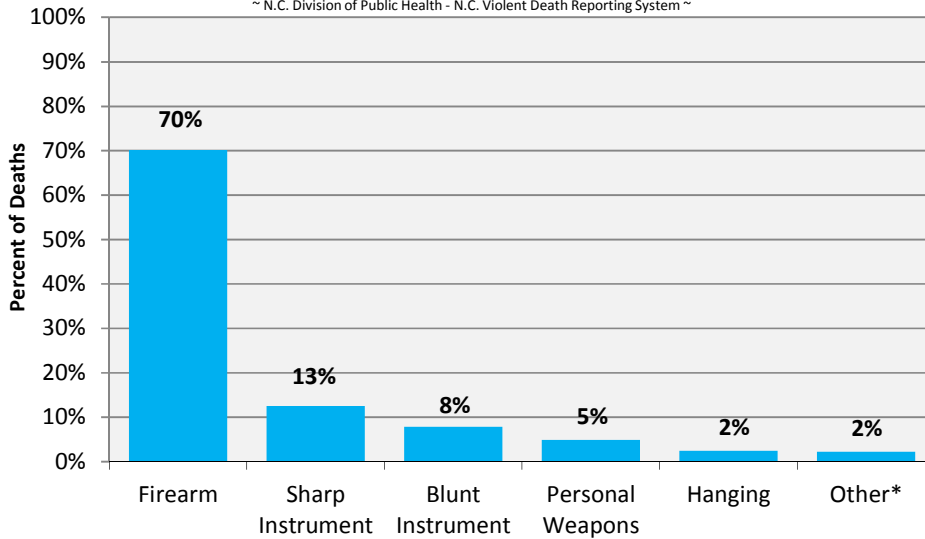
- Of the 1,932 violent deaths in North Carolina, 536 were homicides (27.7%).
- There were 1,303 suicides (67.4%), 25 deaths from legal intervention (1.3%), 16 unintentional firearm deaths (0.8%) and 52 deaths of undetermined intent (2.7%).



- For nearly every age group, there were more homicides for males than females. Homicides among males and females both peaked among those aged 25-34, with a rate of 18.5 per 100,000 and 3.4 per 100,000 respectively. The rate of homicides was approximately 3.7 times greater for males than females overall, and the rate for 15-24 year-olds was 5.8 times greater for males than females.
- Homicide patterns differed by race. Although non-Hispanic (NH) whites composed nearly two thirds (65.0%) of the total population, they accounted for 34.3 percent of homicides (n=184 deaths), while NH black homicide victims accounted for 56.7 percent or 304 deaths. In 2014, the rate of homicides for NH blacks was 13.9 per 100,000, compared to a rate of 2.8 per 100,000 for NH whites. NH American Indians also had a high rate of homicide, 16.7 per 100,000 (n=20 deaths).

Method of Death: NC-VDRS, 2014

~ N.C. Division of Public Health - N.C. Violent Death Reporting System ~



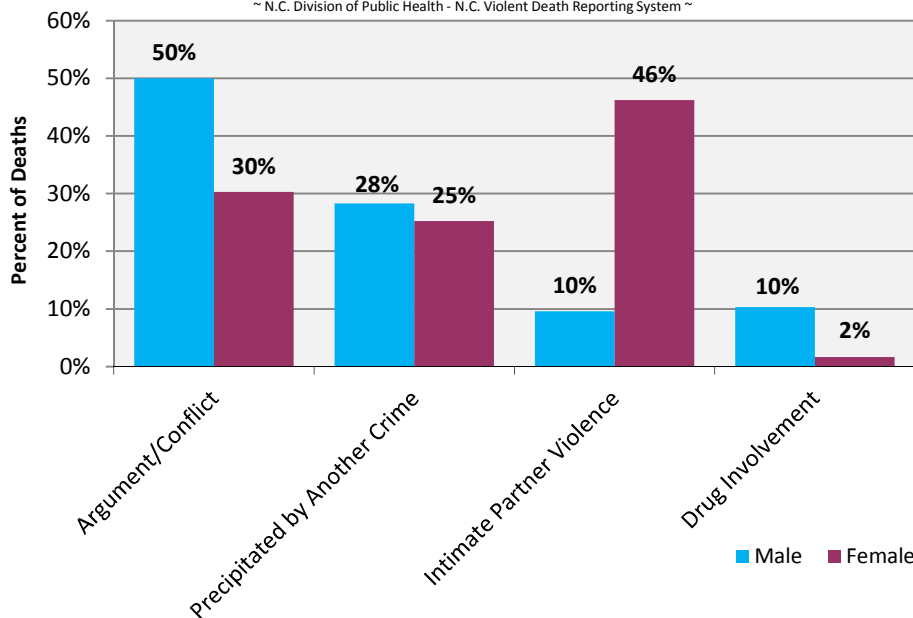
*Other includes motor vehicle, violent shaking, drowning, fire/burns, intentional neglect, unknown method, and other causes of death.

- Firearms were used in 70.2 percent of homicides, while sharp instruments were used in 12.5 percent of all homicides.

- The remaining methods used in homicides were each used eight percent of the time or less.

Circumstances of Homicide: NC-VDRS, 2014

~ N.C. Division of Public Health - N.C. Violent Death Reporting System ~



*Among those with reported circumstance information, 83.2% of cases had circumstance

- Argument, abuse, or conflict unrelated to intimate partner violence (IPV) was noted as a contributing factor in 0.5 percent of homicides with reported circumstances.

- Twenty-eight percent of homicides were precipitated by another crime, such as robbery, burglary, or drug trafficking.

- IPV was indicated as a contributing factor in 17.7 percent of homicides overall, 9.6 percent of male homicides, and 46.2 percent of female homicides.

- Drug involvement was identified as a contributing factor in 8.4 percent of all homicides, 10.3 percent of male homicides, and 1.7 percent of female homicides.



North Carolina Violent Death
NC VDRS
Reporting System

The North Carolina Violent Death Reporting System is supported by Cooperative Agreement 5U17/CE002613-03 from the Centers for Disease Control and Prevention (CDC).



N.C. Division of Public Health / www.publichealth.nc.gov / Injury Epidemiology & Surveillance Unit/ 919-707-5425
N.C. Violent Death Reporting System / 919-707-5432
State of North Carolina / Department of Health and Human Services / www.ncdhhs.gov
N.C. DHHS is an equal opportunity employer and provider. 2014 FINAL DATA 10/16

Please see the NC-VDRS 2014 Annual Report for additional data and technical information.