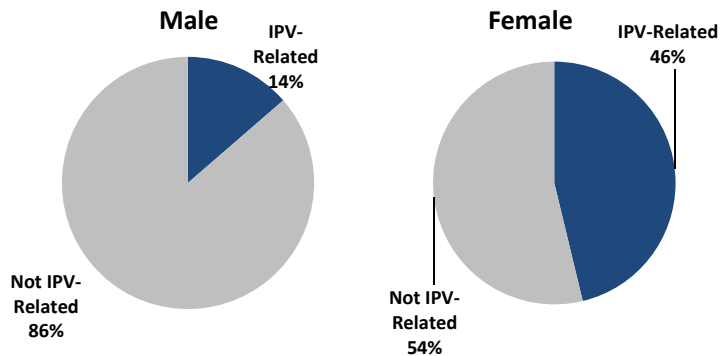


INTIMATE PARTNER VIOLENCE IN NORTH CAROLINA, 2015

The North Carolina Violent Death Reporting System (NC-VDRS) is a CDC-funded statewide surveillance system that collects detailed information on deaths that occur in North Carolina resulting from violence: homicide, suicide, unintentional firearm deaths, legal intervention and deaths for which intent could not be determined. NC-VDRS is a multi-source system that gathers information from death certificates, medical examiner reports and law enforcement reports. The goal of this system is to aid researchers, legislators, and community interest groups in the development of public health prevention strategies to reduce violent deaths. NC-VDRS began collecting data in January 2004. This document summarizes deaths as a result of intimate partner violence (IPV) among North Carolina residents for the year 2015.

**NC-VDRS defines IPV as homicide deaths occurring as a direct result of conflict between current or former spouses or partners. This is a broad definition that includes deaths of children, friends or even bystanders who may or may not be directly involved in the conflict or those who may be intervening in the conflict.*

Percent of Homicides Associated with Intimate Partner Violence (IPV): NC-VDRS, 2015
~ N.C. Division of Public Health - N.C. Violent Death Reporting System ~



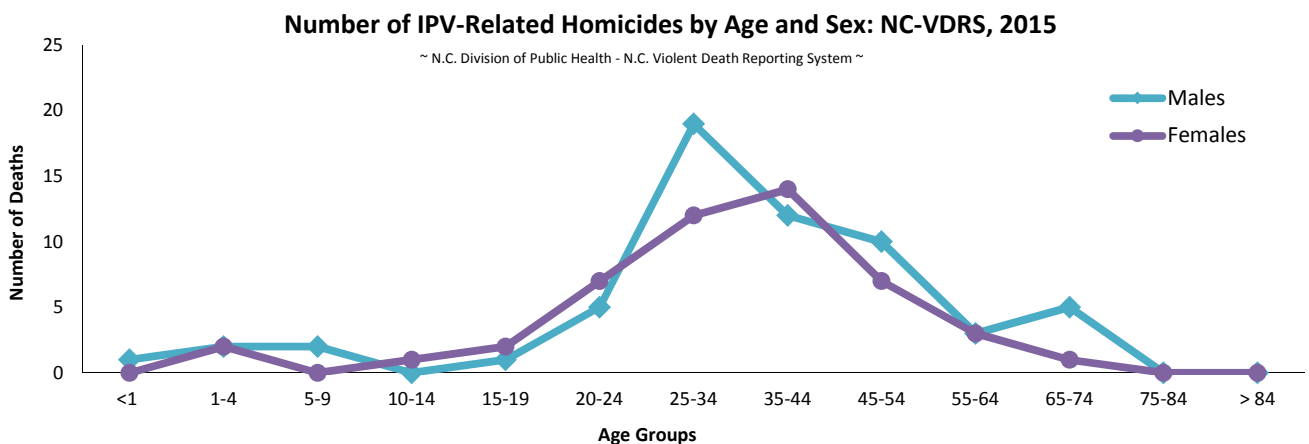
- In 2015, a total of 586 North Carolina residents died as a result of homicide. Circumstances were available for 546 (93.2%) of these homicides.

- Twenty percent of homicides in 2015 with known circumstances were associated with intimate partner violence (IPV).

- Of the 116 identified IPV-related deaths in 2015 in North Carolina, 109 (94.0%) were homicides.

- Almost one-half of all female homicides were IPV-related (46.2%), while roughly one-seventh of all male homicides were IPV-related (13.6%).

- In 2015, the highest number of IPV-related homicides were in the 35-44 and 25-34 year age groups for females and the 25-34 and 35-44 year age groups for males.

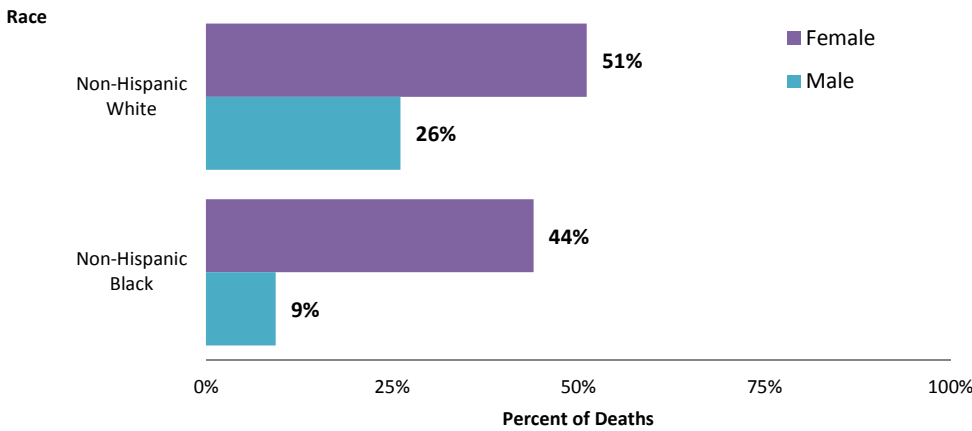


- Thirty-six (33.0%) of the IPV-related homicide victims were married, 54 (49.5%) were never married, 16 (14.7%) were divorced/separated, and three (2.8%) were widowed, single, or marital status was unknown.

- Of all homicides, the proportion that were IPV-related was higher among never married victims (49.5%) than married victims (33.0%) and victims who were separated or divorced (14.7%).

Percent of IPV-Related Homicides by Race* and Sex: NC-VDRS, 2015

~ N.C. Division of Public Health - N.C. Violent Death Reporting System ~



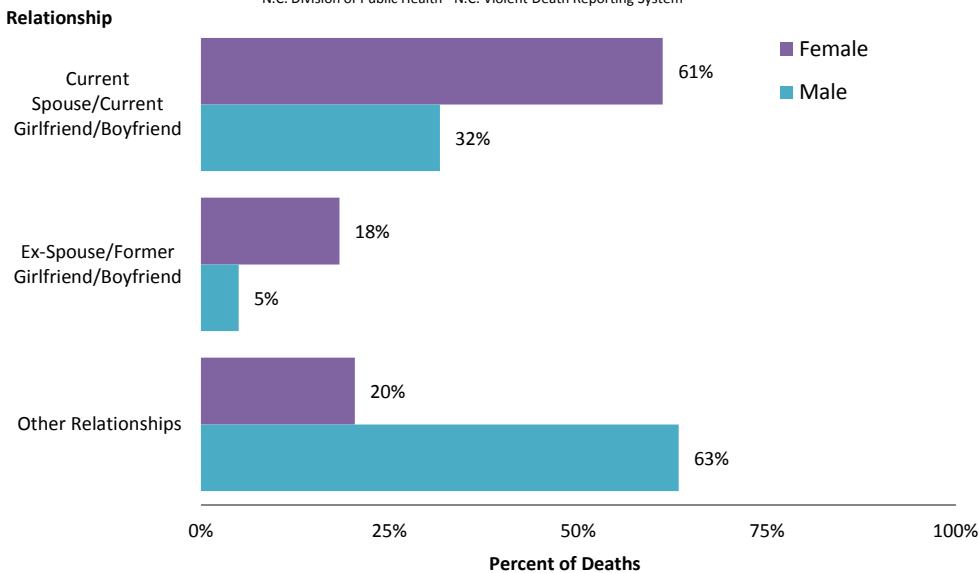
*A total of 5 male & 4 female other race (Hispanic and non-Hispanic Asian, American Indian, and unknown) were excluded from the above calculations

- The percentage of homicides among non-Hispanic (NH) white females that were IPV-related (n=23) was slightly higher than the percentage of homicides among NH black females that were IPV-related (n=22).

- The percentage of homicides among NH white males that were IPV-related (n=29) was higher than the percentage of homicides among NH black males that were IPV-related (n=26).

Relationship of IPV-Related Homicide Victims to Suspects: NC-VDRS, 2015

~ N.C. Division of Public Health - N.C. Violent Death Reporting System ~



*Multiple suspects per victim possible

- Female IPV-related homicide victims were most likely to have been killed by a current spouse or partner (61.2%, n=30), in contrast to an ex-spouse or former partner (18.4%, n=9).

- Sixty-three percent of male IPV-related homicide victims (n=38) were killed by someone other than a current or former spouse or partner.

More information about intimate partner violence can be found at:

State Resources:

Council for Women/Domestic Violence Commission

Contact: (877) 502-9898

www.nccfdvc.com

North Carolina Coalition Against Domestic Violence

Contact: (888) 232-9124

www.nccadv.org

Federal Resources:

The National Domestic Violence Hotline

Contact: (800) 799-7233

www.ndvh.org

The National Alliance to End Sexual Violence

Contact: (202) 289-3900

www.naesv.org

The North Carolina Violent Death Reporting System is supported by Cooperative Agreement 5U17/CE002613-04 from the Centers for Disease Control and Prevention (CDC).



N.C. Division of Public Health / www.publichealth.nc.gov / Injury Epidemiology & Surveillance Unit/ 919-707-5425
N.C. Violent Death Reporting System / 919-707-5432

State of North Carolina / Department of Health and Human Services / www.ncdhhs.gov
N.C. DHHS is an equal opportunity employer and provider. 2015 FINAL DATA 8/17

Please see the NC-VDRS 2015 Annual Report for additional data and technical information.