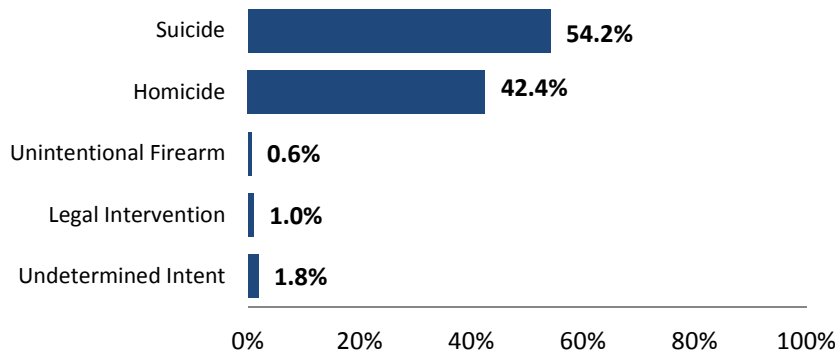


VIOLENT DEATH IN NORTH CAROLINA: MECKLENBURG COUNTY INCIDENTS, 2006-2015

The North Carolina Violent Death Reporting System (NC-VDRS) is a CDC-funded statewide surveillance system that collects detailed information on deaths that occur in North Carolina resulting from violence: homicide, suicide, unintentional firearm deaths, legal intervention and deaths for which intent could not be determined. NC-VDRS is a multi-source system that gathers information from death certificates, medical examiner reports and law enforcement reports. The goal of this system is to aid researchers, legislators, and community interest groups in the development of public health prevention strategies to reduce violent deaths. All deaths reported in this document are based on location of occurrence rather than residence and, instead of a rate, the occurrence ratio is reported. This statistic is derived from the total number of violent deaths resulting from injuries in a specified geographic region divided by the number of residents in this region. This document summarizes all fatal injuries from violence that occurred in Mecklenburg County for the years 2006-2015.

Manner of Death: Mecklenburg County, N.C.:
NC-VDRS, 2006-2015*

~ N.C. Division of Public Health - N.C. Violent Death Reporting System ~



- For the years 2006-2015, there were 1,595 violent deaths from injuries sustained in Mecklenburg County. Of these 1,595 deaths, 1,533 were N.C. residents (96.1%) and 1,445 were Mecklenburg County residents (90.6%).

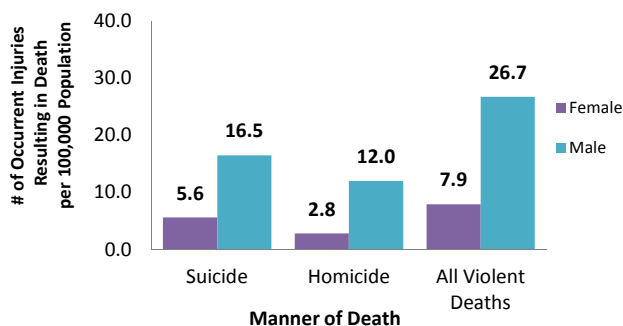
- There were 864 suicides (54.2%), 677 homicides (42.4%), nine unintentional firearm deaths (0.6%), 16 deaths from legal intervention (1.0%) and 29 deaths of

*Based on the county of injury occurrence.

- In Mecklenburg County, the suicide ratio was 2.9 times higher in males than females, and the homicide ratio was 4.3 times higher in males than in females.
- Patterns of suicide and homicide differed by race. Suicide victims were more likely to be non-Hispanic (NH) white than NH Black. NH whites had 15.4 suicides per 100,000 population versus 6.1 suicides per 100,000 population in NH Blacks. All other racial groups combined had 53 suicides.
- In contrast, NH Blacks had 16.4 homicides per 100,000 population as opposed to NH whites who had 2.2 homicides per 100,000 population. All other racial groups combined had 99 homicides.

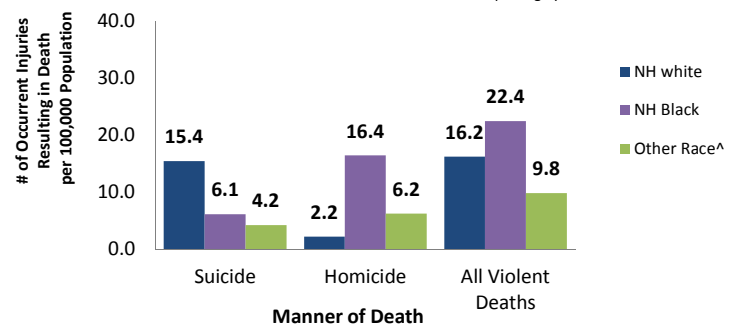
Manner of Death by Sex: Mecklenburg County, N.C.: NC-VDRS, 2006-2015*

~ N.C. Division of Public Health - N.C. Violent Death Reporting System ~



Manner of Death by Race: Mecklenburg County, N.C.: NC-VDRS, 2006-2015*

~ N.C. Division of Public Health - N.C. Violent Death Reporting System ~



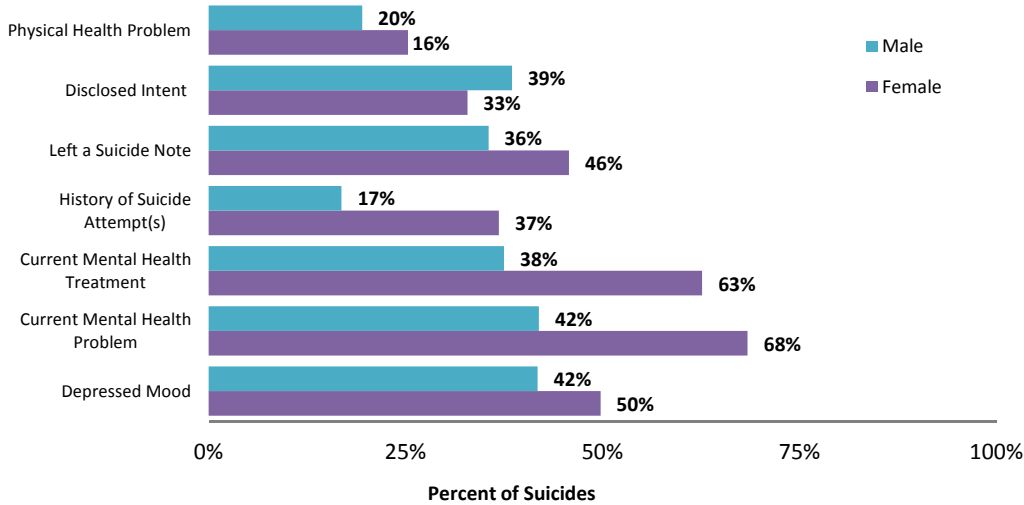
*Based on the county of injury occurrence.

^Other race refers to Hispanics, American Indians, Asians, other races, and unspecified or unknown race.

- Suicides and homicides displayed dissimilar age patterns. Homicides peaked among those 20-24 with 25.2 homicides per 100,000, where suicides peaked among those 55-64 with 14.6 suicides per 100,000.
- Most homicides (79.6%) and nearly half of suicides (49.3%) were committed using firearms.
- Suspicion of intoxication was reported in 27.9 percent of homicides and 30.2 percent of suicides.
- For homicide incidents where one or more suspects were identified, the relationship of the victim to the suspect was known (current or former spouse/boyfriend/girlfriend, family, friend or acquaintance) more frequently for female (78.9%) than male (54.6%) victims.

Circumstances of Suicides: Mecklenburg County, N.C.: NC-VDRS, 2006-2015*

~ N.C. Division of Public Health - N.C. Violent Death Reporting System ~



- Forty-one percent of male and 49.8 percent of female Mecklenburg County suicide victims with circumstance information were characterized as being currently depressed when they completed

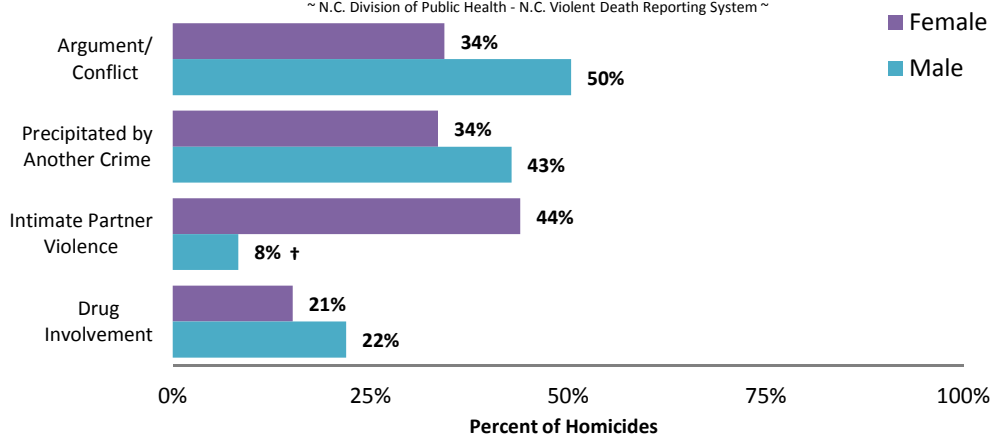
- Sixty-nine percent of female and 42.0 percent of male suicide victims were characterized as having a current mental health problem.

- Females (36.9%) were more likely to have attempted suicide in the past as compared to males (16.9%).

*Based on the county of injury occurrence. 96.6% of cases had circumstance information. Six females and 23 males were missing circumstance information.

Circumstances of Homicides: Mecklenburg County, N.C.: NC-VDRS, 2006-2015*

~ N.C. Division of Public Health - N.C. Violent Death Reporting System ~



- Arguments or conflicts were more likely to be a contributing factor for male homicides (50.4%) than for female homicides (34.4%).

- Thirty-four percent of female homicides and 42.9 percent of male homicides were precipitated by another crime such as robbery, burglary or drug trafficking.

- Intimate partner violence was a contributing factor in 44.0 percent of female homicides, but only 8.3 percent of male homicides.

*Based on the county of injury occurrence. 91.1% of cases had circumstance information. Fifty-two males and eight females were missing circumstance information.

†There were less than or equal to 10 deaths

The North Carolina Violent Death Reporting System is supported by Cooperative Agreement 5U17/CE002613-04 from the Centers for Disease Control and Prevention (CDC).

N.C. Division of Public Health / www.publichealth.nc.gov / Injury Epidemiology & Surveillance Unit/ 919-707-5425
N.C. Violent Death Reporting System / 919-707-5432
State of North Carolina / Department of Health and Human Services / www.ncdhhs.gov
N.C. DHHS is an equal opportunity employer and provider. 2015 FINAL DATA 8/17

Please see the NC-VDRS 2014 Annual Report for additional data and technical information.

