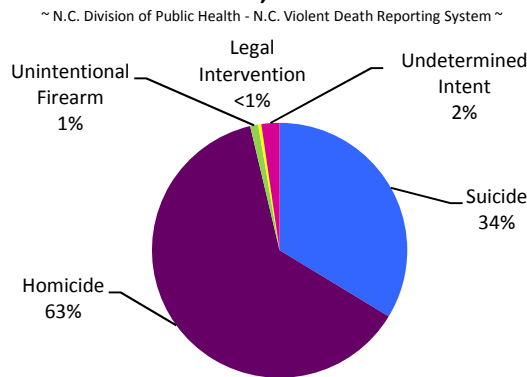


# VIOLENT DEATH IN NORTH CAROLINA: ROBESON COUNTY INCIDENTS, 2005-2014

The North Carolina Violent Death Reporting System (NC-VDRS) is a CDC-funded statewide surveillance system that collects detailed information on deaths that occur in North Carolina resulting from violence: homicide, suicide, unintentional firearm deaths, legal intervention and deaths for which intent could not be determined. NC-VDRS is a multi-source system that gathers information from death certificates, medical examiner reports and law enforcement reports. The goal of this system is to aid researchers, legislators, and community interest groups in the development of public health prevention strategies to reduce violent deaths. All deaths reported in this document are based on location of occurrence rather than residence and, instead of a rate, the occurrence ratio is reported. This statistic is derived from the total number of violent deaths resulting from injuries in a specified geographic region divided by the number of residents in this region. This document summarizes all fatal injuries from violence that occurred in Robeson County for the years 2005-2014.

**Manner of Death: Robeson County, N.C.:**  
**NC-VDRS, 2005-2014\***



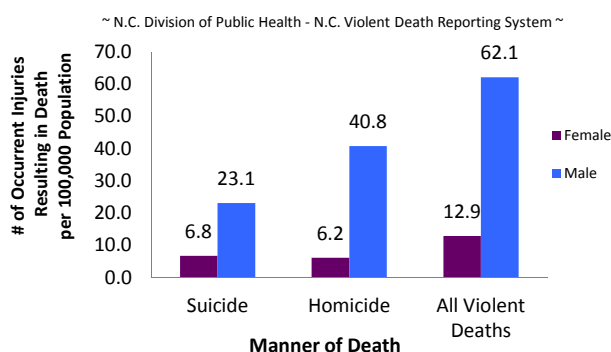
- For the years 2005-2014, there were 484 violent deaths from injuries sustained in Robeson County. Of these 484 deaths, 471 were N.C. residents (97.3%) and 441 were Robeson County residents (91.1%).

- There were 163 suicides (33.7%), 303 homicides (62.6%), five unintentional firearm death (1.0%), two deaths from legal intervention (0.4%) and 11 deaths of undetermined intent (2.3%).

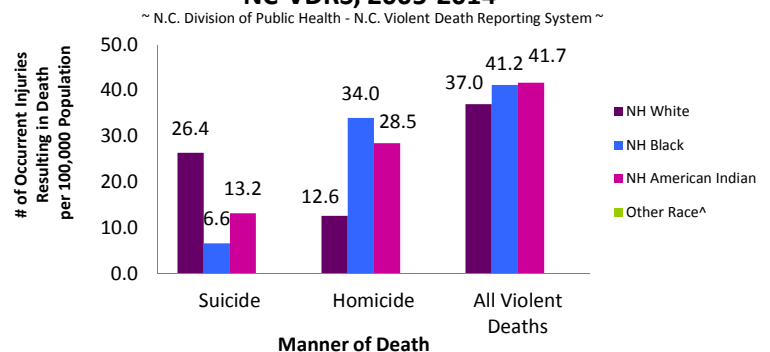
\*Based on the county of injury occurrence.

- In Robeson County, the suicide ratio was 3.4 times higher in males than females, and the homicide ratio was 6.6 times higher in males than in females.
- Patterns of suicide and homicide differed by race. Suicide victims were more likely to be non-Hispanic (NH) White. NH Whites had 26.4 suicides per 100,000 population versus 13.2 suicides per 100,000 population in NH American Indians and 6.6 suicides per 100,000 population in NH Blacks. All other racial groups combined had one suicide.
- In contrast, NH Blacks had 34.0 homicides per 100,000 population as opposed to NH American Indians who had 28.5 homicides per 100,000 population and NH Whites who had 12.6 homicides per 100,000 population. All other racial groups combined had four homicides.

**Manner of Death by Sex: Robeson County, N.C.:**  
**NC-VDRS, 2005-2014\***



**Manner of Death by Race: Robeson County, N.C.:**  
**NC-VDRS, 2005-2014\***

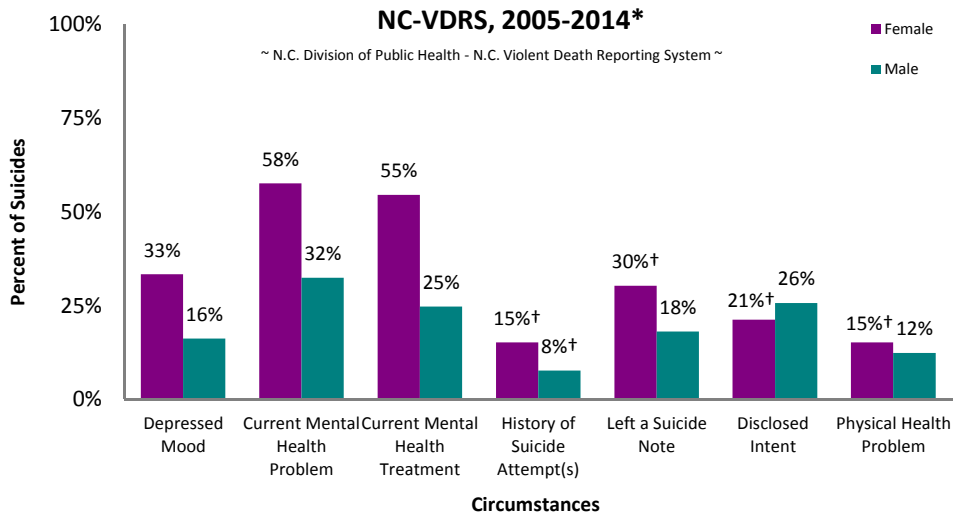


\*Based on the county of injury occurrence.

^Other race refers to Hispanics, American Indians, Asians, other races, and unspecified or unknown race.

- Suicides and homicides displayed dissimilar age patterns. Homicides peaked among those 20-24 with 62.9 homicides per 100,000, where suicides peaked among those 65-74 with 23.9 suicides per 100,000.
- Most homicides (80.5%) and over half of suicides (63.2%) were committed using firearms.
- Suspicion of intoxication was reported in 30.7 percent of homicides and 17.2 percent of suicides.
- For homicide incidents where one or more suspects were identified, the relationship of the victim to the suspect was known (current or former spouse/boyfriend/girlfriend, family, friend or acquaintance) more frequently for female (82.4%) than male (59.2%) victims.

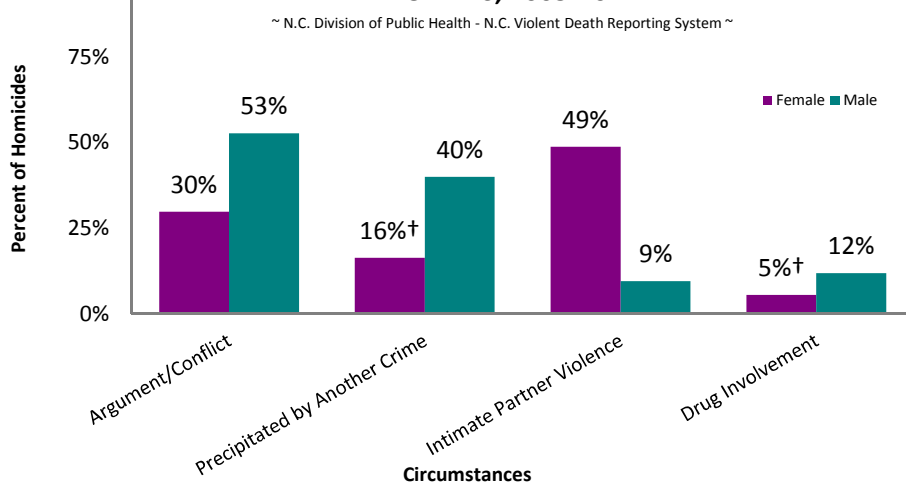
### Circumstances of Suicides: Robeson County, N.C.: NC-VDRS, 2005-2014\*



\*Based on the county of injury occurrence. 84.7% of cases had circumstance information. Six females and 19 males were missing circumstance information.  
†There were less than or equal to 10 deaths

- Sixteen percent of male and 33.3 percent of female Robeson County suicide victims with circumstance information were characterized as being currently depressed when they completed suicide.
- Fifty-eight percent of female and 32.4 percent of male suicide victims were characterized as having a current mental health problem.
- Females (15.2%) were more likely to have attempted suicide in the past as compared to males (7.6%).

### Circumstances of Homicides: Robeson County, N.C.: NC-VDRS, 2005-2014\*



\*Based on the county of injury occurrence. 82.5% of cases had circumstance information. Forty-eight males and five females were missing circumstance information.  
†There were less than or equal to 10 deaths

- Arguments or conflicts were slightly likely to be a contributing factor for male homicides (52.6%) than for female homicides (29.7%).
- Sixteen percent of female homicides and 39.9 percent of male homicides were precipitated by another crime such as robbery, burglary or drug trafficking.
- Intimate partner violence was a contributing factor in 48.7 percent of female homicides, but only 9.4 percent of male homicides.

The North Carolina Violent Death Reporting System is supported by Cooperative Agreement 5U17/CE002613-03 from the Centers for Disease Control and Prevention (CDC).



N.C. Division of Public Health / [www.publichealth.nc.gov](http://www.publichealth.nc.gov) / Injury Epidemiology & Surveillance Unit/ 919-707-5425  
N.C. Violent Death Reporting System / 919-707-5432  
State of North Carolina / Department of Health and Human Services / [www.ncdhhs.gov](http://www.ncdhhs.gov)  
N.C. DHHS is an equal opportunity employer and provider. 2014 FINAL DATA 10/16

Please see the NC-VDRS 2014 Annual Report for additional data and technical information.