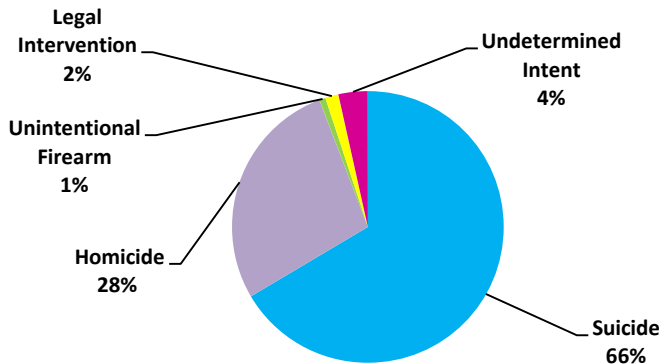


# VIOLENT DEATHS IN NORTH CAROLINA, 2013

The North Carolina Violent Death Reporting System (NC-VDRS) is a CDC-funded statewide surveillance system that collects detailed information on deaths that occur in North Carolina resulting from violence: homicide, suicide, unintentional firearm deaths, legal intervention and deaths for which intent could not be determined. NC-VDRS is a multi-source system that gathers information from death certificates, medical examiner reports and law enforcement reports. The goal of this system is to aid researchers, legislators and community interest groups in the development of public health prevention strategies to reduce violent deaths. NC-VDRS began collecting data in January 2004. This document summarizes all deaths from violence among North Carolina residents for 2013.

**Manner of Death: NC-VDRS, 2013**

~ N.C. Division of Public Health - N.C. Violent Death Reporting System ~



- In 2013, 1,914 North Carolina residents died by violence.

- There were 1,272 suicides (66.5%), 531 homicides (27.7%), 30 deaths from legal interventions (1.6%), 14 unintentional firearm deaths (0.7%) and 67 deaths of undetermined intent (3.5%) in 2013.

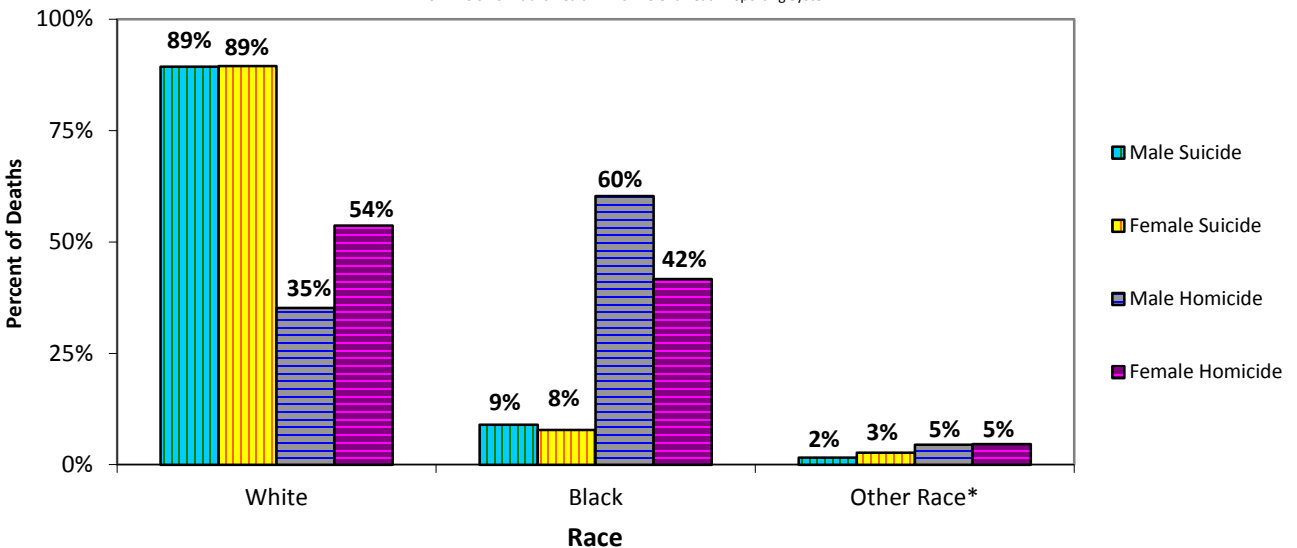
- The majority of suicide and homicide victims were male. Males accounted for 76.9 percent of suicide victims and 79.7 percent of homicide victims.

- Patterns of suicides and homicides differed by race. Most suicide victims were white (89.4%), while 8.7 percent were black.

- In contrast, 56.5 percent of homicide victims were black, and 39.0 percent were white.

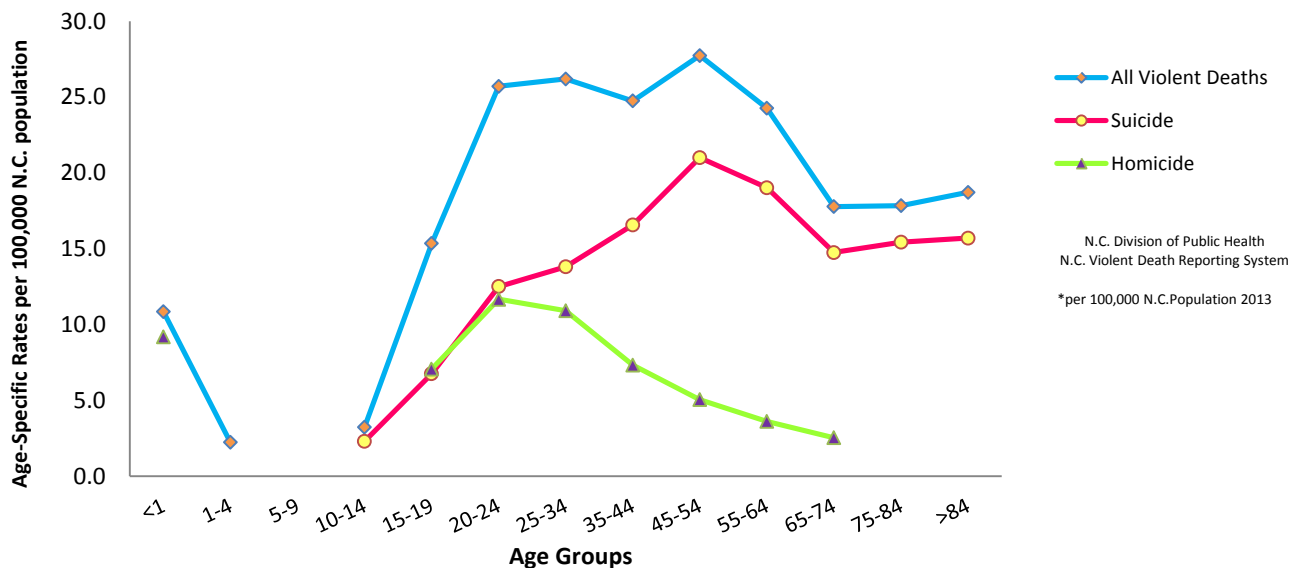
**Violent Deaths by Sex and Race: NC-VDRS, 2013**

~ N.C. Division of Public Health - N.C. Violent Death Reporting System ~



\*Other includes American Indians, Asians, and other races.

### Violent Death Rates by Age Group : NC-VDRS, 2013\*

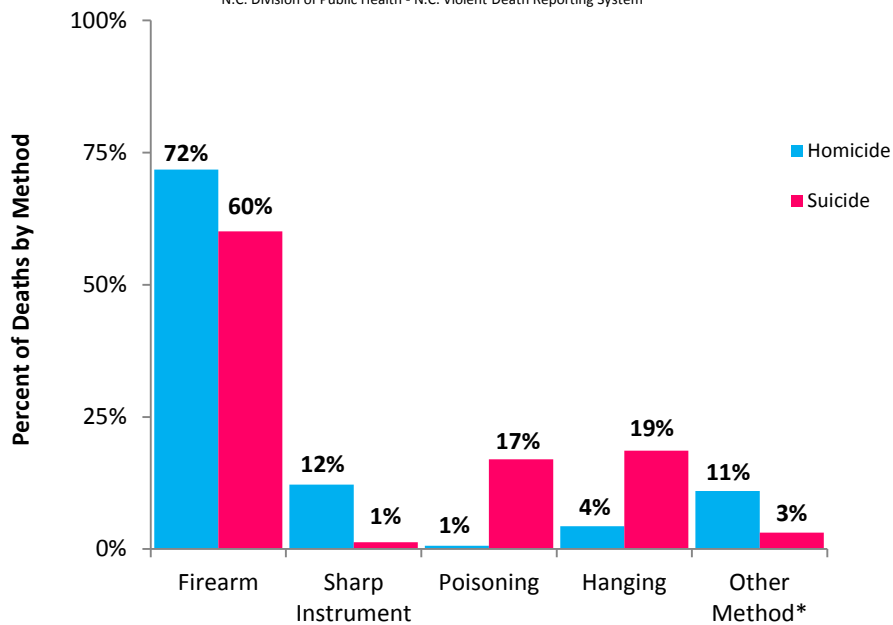


Note: The lines appear broken because the number of deaths were too small to support the calculation of a rate.

- Suicides and homicides displayed different age patterns.
- Homicide rates peaked in the 20-24 year age group, with smaller peak in infants.
- Suicide rates rose steadily from 10 to 54 years of age and then stayed over 14 deaths per 100,000 for all age groups.

### Method of Death: NC-VDRS, 2013

~ N.C. Division of Public Health - N.C. Violent Death Reporting System ~



\*Other includes fire/burns, unarmed assault, blunt trauma, falls and other methods of death.

- The majority of homicides (71.8%) and suicides (60.1%) were committed using firearms.
- The second most common method of homicide was sharp instruments (12.2%).
- The second and third most common methods of suicide were hanging (18.6%) and poisoning (17.0%).



The North Carolina Violent Death Reporting System is supported by Cooperative Agreement 5U17/CE002613-02 from the Centers for Disease Control and Prevention (CDC).

N.C. Division of Public Health / [www.publichealth.nc.gov](http://www.publichealth.nc.gov) / Injury Epidemiology & Surveillance Unit/ 919-707-5425  
 N.C. Violent Death Reporting System / 919-707-5432  
 State of North Carolina / Department of Health and Human Services / [www.ncdhhs.gov](http://www.ncdhhs.gov)  
 N.C. DHHS is an equal opportunity employer and provider. 2013 FINAL DATA 11/15



Please see the NC-VDRS 2013 Annual Report for additional data and technical information.