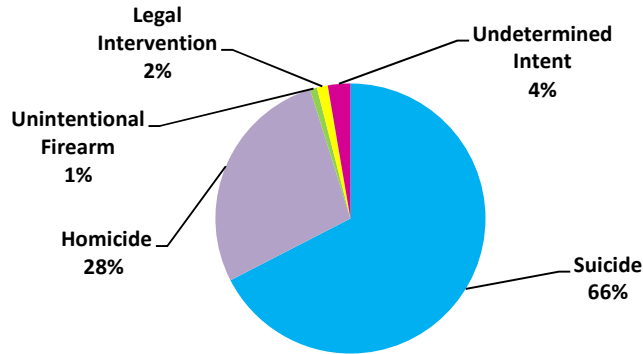


# VIOLENT DEATHS IN NORTH CAROLINA, 2014

The North Carolina Violent Death Reporting System (NC-VDRS) is a CDC-funded statewide surveillance system that collects detailed information on deaths that occur in North Carolina resulting from violence: homicide, suicide, unintentional firearm deaths, legal intervention and deaths for which intent could not be determined. NC-VDRS is a multi-source system that gathers information from death certificates, medical examiner reports and law enforcement reports. The goal of this system is to aid researchers, legislators, and community interest groups in the development of public health prevention strategies to reduce violent deaths. NC-VDRS began collecting data in January 2004. This document summarizes all deaths from violence among North Carolina residents for 2014.

**Manner of Death: NC-VDRS, 2014**

~ N.C. Division of Public Health - N.C. Violent Death Reporting System ~



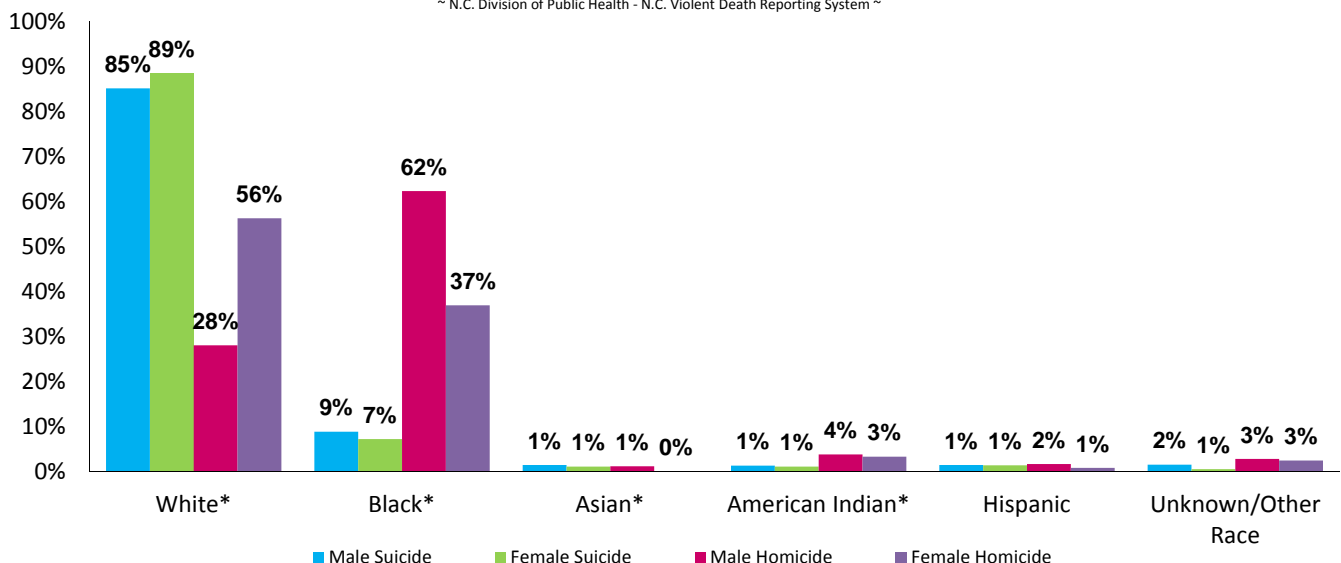
- In 2014, 1,932 North Carolina residents died by violence.

- There were 1,303 suicides (67.4%), 536 homicides (27.7%), 25 deaths from legal interventions (1.3%), 16 unintentional firearm deaths (0.8%) and 52 deaths of undetermined intent (2.7%) in 2014.

- The majority of suicide and homicide victims were male. Males accounted for 72.6 percent of suicide victims and 77.8 percent of homicide victims.
- Patterns of suicides and homicides differed by race. Most suicide victims were non-Hispanic (NH) white (86.1%), while 8.4 percent were NH black.
- In contrast, 56.7 percent of homicide victims were NH black, and 34.3 percent were NH white.

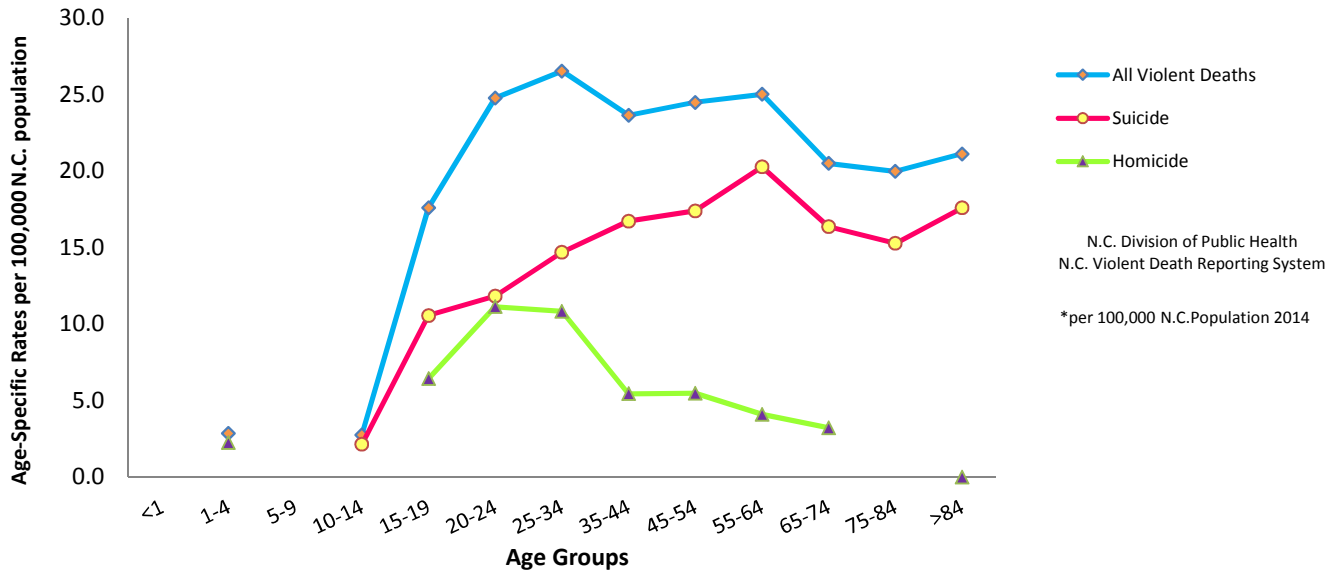
**Violent Deaths by Sex and Race: NC-VDRS, 2014**

~ N.C. Division of Public Health - N.C. Violent Death Reporting System ~



\* Non-Hispanic

## Violent Death Rates by Age Group : NC-VDRS, 2014\*

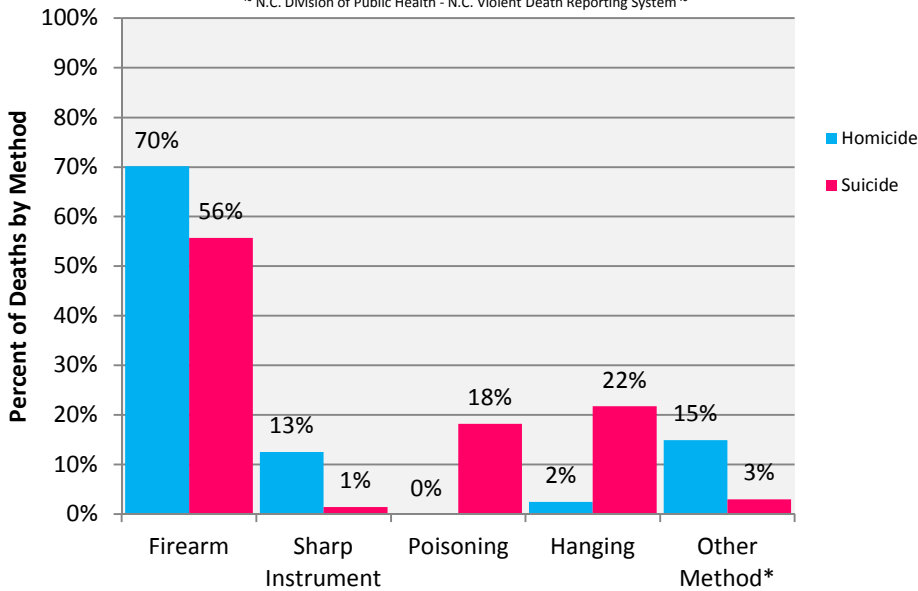


Note: The lines appear broken because rates were suppressed when number of deaths were <10

- Suicides and homicides displayed different age patterns.
- Homicide rates peaked in the 20 to 24 year age group.
- Suicide rates rose steadily from 10 to 64 years of age and then stayed over 15 deaths per 100,000 for all age groups.

## Method of Death: NC-VDRS, 2014

~ N.C. Division of Public Health - N.C. Violent Death Reporting System ~



- The majority of homicides (70.2%) and suicides (55.7%) were committed using firearms.

- The second most common method of homicide was other methods (14.9%).

- The second and third most common methods of suicide were hanging (21.7%) and poisoning (18.2%).

North Carolina Violent Death  
**NC VDRS**  
Reporting System

\*Other includes fire/burns, unarmed assault, blunt trauma, falls, and other methods of death.

The North Carolina Violent Death Reporting System is supported by Cooperative Agreement 5U17/CE002613-03 from the Centers for Disease Control and Prevention (CDC).



N.C. Division of Public Health / [www.publichealth.nc.gov](http://www.publichealth.nc.gov) / Injury Epidemiology & Surveillance Unit/ 919-707-5425

N.C. Violent Death Reporting System / 919-707-5432

State of North Carolina / Department of Health and Human Services / [www.ncdhhs.gov](http://www.ncdhhs.gov)

N.C. DHHS is an equal opportunity employer and provider. 2014 FINAL DATA 10/16

Please see the NC-VDRS 2014 Annual Report for additional data and technical information.