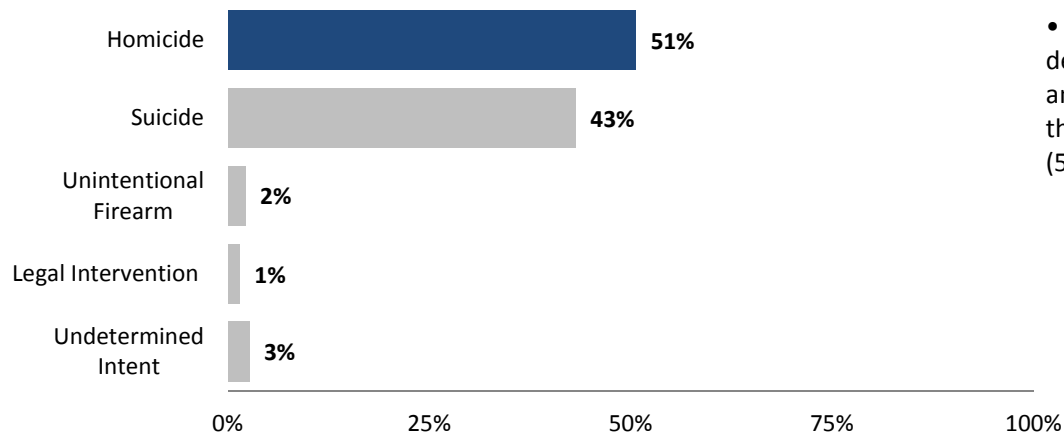


YOUTH HOMICIDE IN NORTH CAROLINA: 2006-2015

The North Carolina Violent Death Reporting System (NC-VDRS) is a CDC-funded statewide surveillance system that collects detailed information on deaths that occur in North Carolina resulting from violence: homicide, suicide, unintentional firearm deaths, legal intervention and deaths for which intent could not be determined. NC-VDRS is a multi-source system that gathers information from death certificates, medical examiner reports and law enforcement reports. The goal of this system is to aid researchers, legislators, and community interest groups in the development of public health prevention strategies to reduce violent deaths. NC-VDRS began collecting data in January 2004. This document summarizes youth homicides (ages 0 - 24) among North Carolina residents for the years 2006-2015.

Manner of Death among Youth: NC-VDRS, 2006-2015

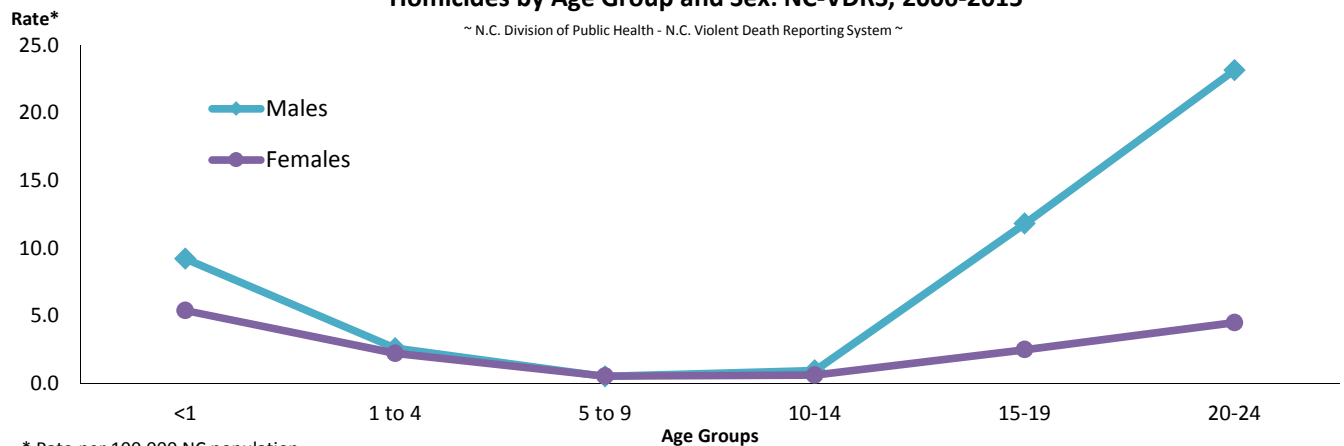
~ N.C. Division of Public Health - N.C. Violent Death Reporting System ~



- Of the 3,425 violent deaths in North Carolina among youth, age 0-24, there were 1,733 homicides (50.6%).

Homicides by Age Group and Sex: NC-VDRS, 2006-2015

~ N.C. Division of Public Health - N.C. Violent Death Reporting System ~

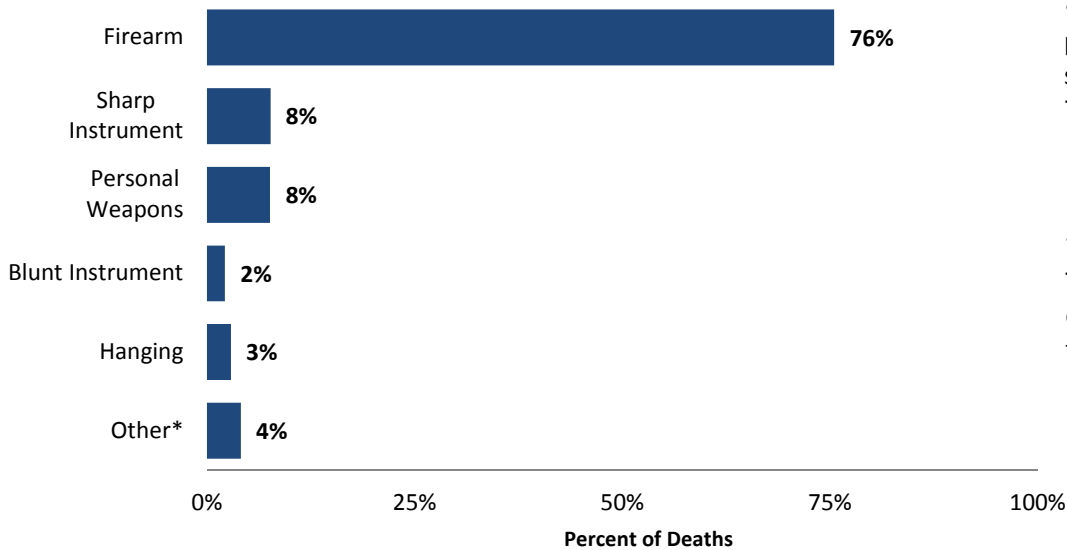


- For nearly every age group, there were more youth homicides for males than females. Homicides among males and females both peaked among those aged 20-24, with a rate of 23.2 and 4.5 per 100,000 respectively. The rate of homicides was approximately 3.8 times greater for males than females overall, and the rate for 15-24 year-olds was 5.0 times greater for males than females.

- Youth homicide patterns differed by race. Although non-Hispanic (NH) whites composed more than half (58.4%) of the total population, they accounted for 29.4 percent of youth homicides, while NH black homicide victims accounted for 25.1 percent of the total population but 66.0 percent of youth homicides. The rate of homicides for NH blacks was 14.2 per 100,000 population, compared to a rate of 12.7 per 100,000 population for NH American Indians, and 2.7 per 100,000 population for NH whites.

Method of Death, NC-VDRS, 2006-2015

~ N.C. Division of Public Health - N.C. Violent Death Reporting System ~



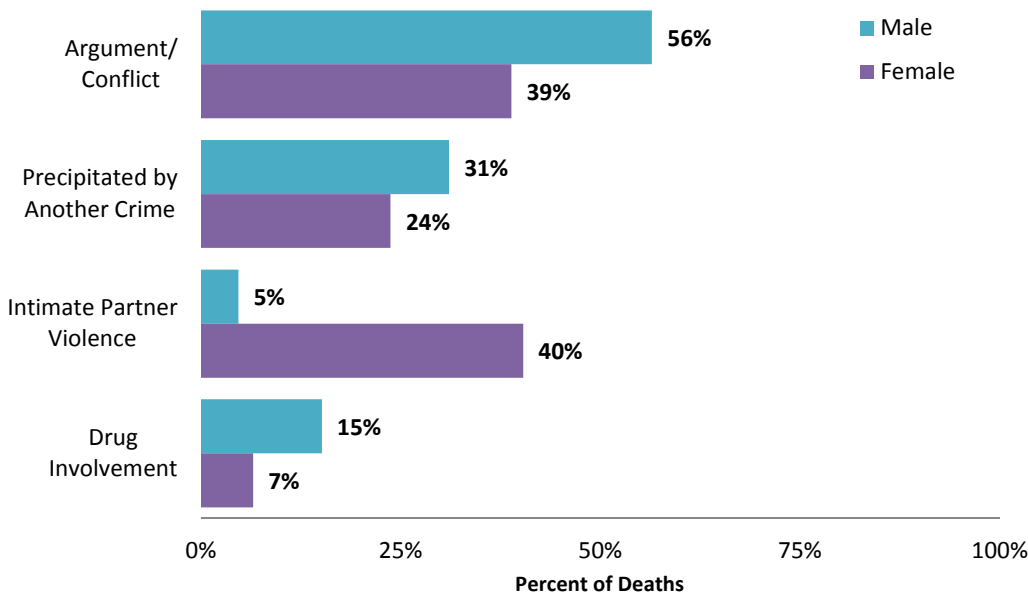
- Firearms were used in 75.5 percent of youth homicides, while sharp instruments were used in 7.7 percent of all homicides.

- Personal weapons were used in 7.6 percent of youth homicides. The remaining methods were each used four percent of the time or less.

*Other includes poisoning, motor vehicle, violent shaking, drowning, fire/burns, intentional neglect, unknown method, and other causes of death.

Circumstances of Homicide: NC-VDRS, 2006-2015

~ N.C. Division of Public Health - N.C. Violent Death Reporting System ~



- Argument, abuse or conflict unrelated to intimate partner violence (IPV) was noted as a contributing factor in 52.7 percent of youth homicides with reported circumstances.

- Thirty percent of youth homicides were precipitated by another crime, such as robbery, burglary or drug trafficking.

*Among those with reported circumstance information, 87.1% of cases had circumstance information. Thirty-one females and 201 males were missing circumstance information.

- IPV was indicated as a contributing factor in 12.4 percent of homicides overall, 4.7 percent of male homicides, and 40.4 percent of female homicides.

- Drug involvement was identified as a contributing factor in 13.3 percent of all youth homicides, 15.2 percent of male youth homicides and 6.5 percent of female youth homicides.

The North Carolina Violent Death Reporting System is supported by Cooperative Agreement 5U17/CE002613-04 from the Centers for Disease Control and Prevention (CDC).

N.C. Division of Public Health / www.publichealth.nc.gov / Injury Epidemiology & Surveillance Unit/ 919-707-5425
N.C. Violent Death Reporting System / 919-707-5432

State of North Carolina / Department of Health and Human Services / www.ncdhhs.gov
N.C. DHHS is an equal opportunity employer and provider. 2015 FINAL DATA 8/17

Please see the NC-VDRS 2014 Annual Report for additional data and technical information.

