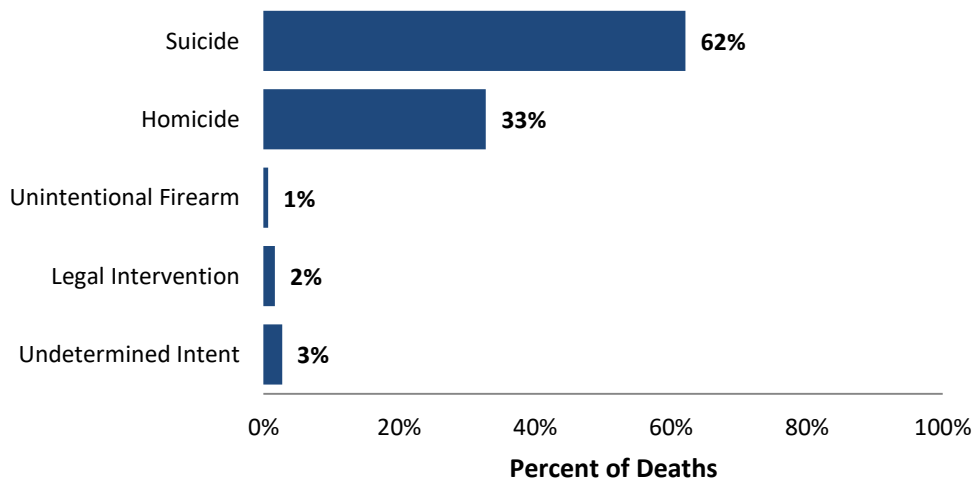


# NC Violent Death Reporting System

## VIOLENT DEATHS IN NORTH CAROLINA, 2019

The North Carolina Violent Death Reporting System (NC-VDRS) is a CDC-funded statewide surveillance system that collects detailed information on violent deaths that occur in North Carolina including: homicide, suicide, unintentional firearm deaths, legal intervention, and deaths of undetermined intent. NC-VDRS triangulates information from death certificates, medical examiner reports, and law enforcement reports to understand and aid in the prevention of violent deaths. For more information, please visit <https://www.injuryfreenc.ncdhhs.gov/About/ncVDRS.htm>.

### Manner of Death: NC-VDRS, 2019

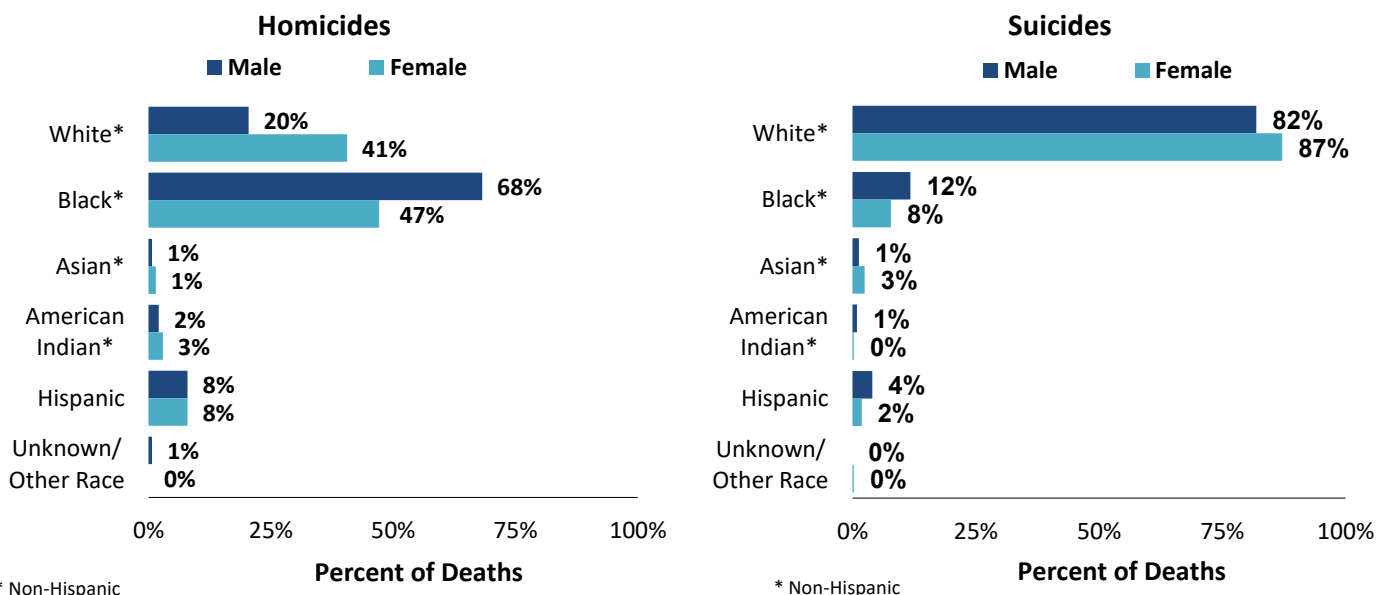


- In 2019, 2,186 North Carolina residents died by violence.

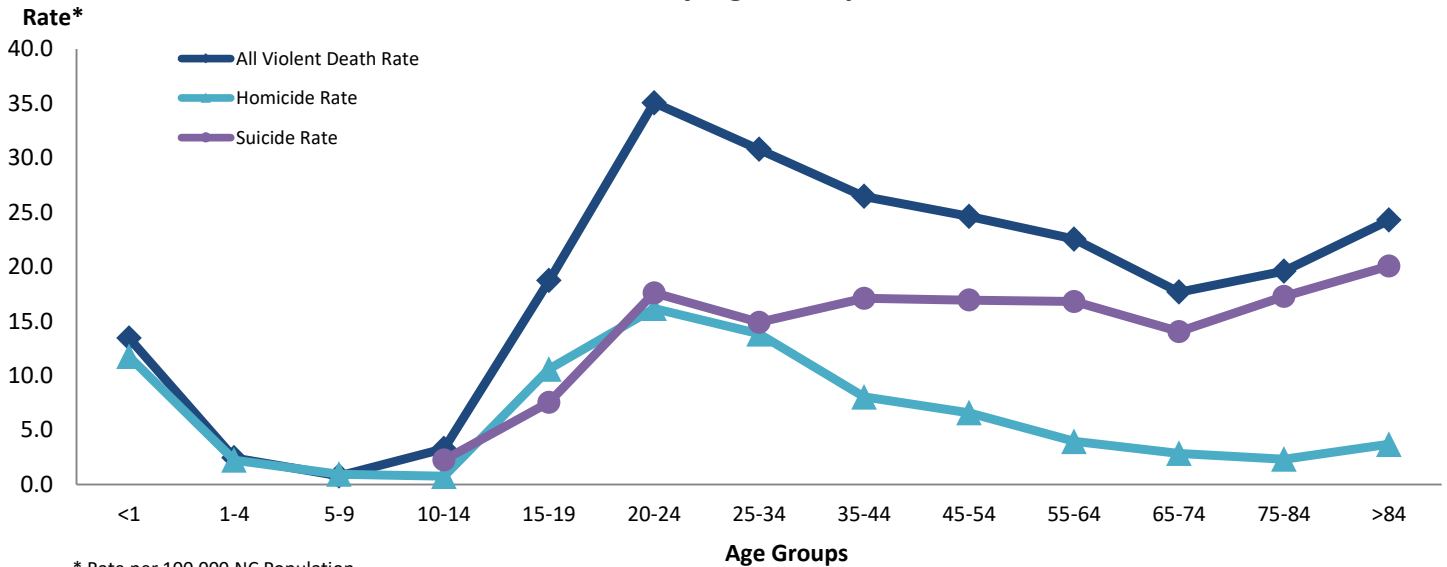
- There were 1,358 suicides (62.1%), 716 homicides (32.8%), 37 deaths from legal interventions (1.7%), 15 unintentional firearm deaths (0.7%), and 60 deaths of undetermined intent (2.7%) in 2019.

- The majority of suicide and homicide victims were male. Males accounted for 76.5% of suicide victims and 80.7% of homicide victims.
- Patterns of suicides and homicides differed by race. Most suicide victims were non-Hispanic (NH) white residents (83.1%), while 10.8% were NH Black residents.
- In contrast, 64.1% of homicide victims were NH Black residents, and 24.3% were NH white residents.

### Violent Deaths by Sex and Race: NC-VDRS, 2019



## Violent Death Rates by Age Group : NC-VDRS, 2019\*



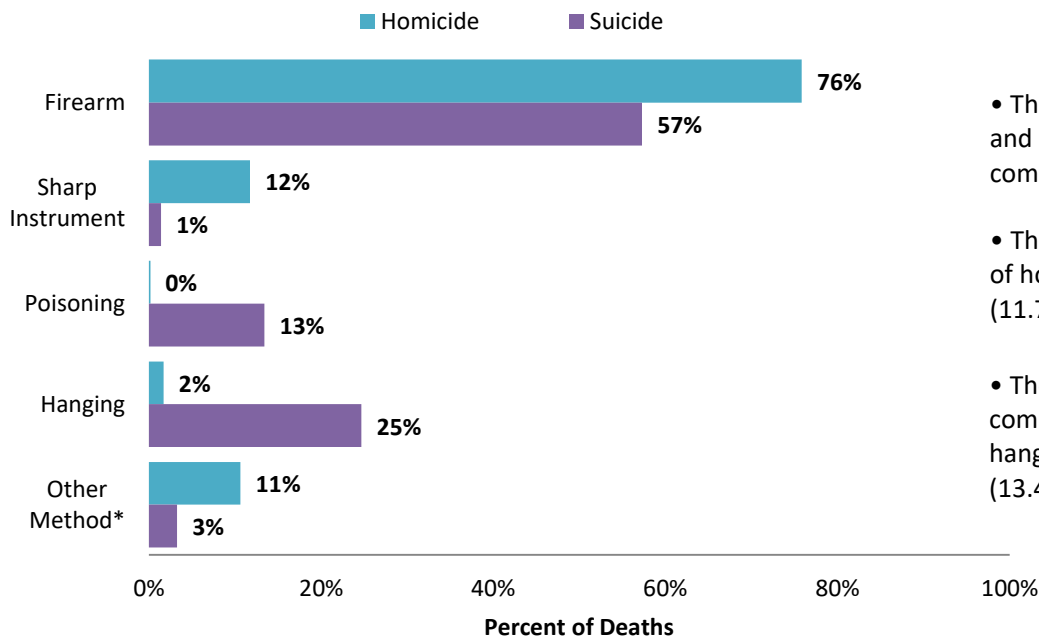
\* Rate per 100,000 NC Population

† Indicates fewer than 5 deaths; rates based on fewer than 5 deaths are considered unstable and should not be used.

Note: Lines may appear broken due to rate suppression. Suicide data limited to ages 10 and older

- Suicide rates rose steadily from 10 to 54 years of age. Suicide rates peaked among those ages 85 and older.
- Homicide rates peaked in the 20 to 24 year age group.
- Suicide and homicide rates displayed different patterns by age.

## Method of Death: NC-VDRS, 2019



• The majority of homicides (75.8%) and suicides (57.3%) were committed using firearms.

• The second most common method of homicide was sharp instruments (11.7%).

• The second and third most common methods of suicide were hanging (24.7%) and poisoning (13.4%).

\*Other includes fire/burns, unarmed assault, blunt trauma, falls, and other methods of death.

The North Carolina Violent Death Reporting System is supported by Cooperative Agreement 5 NU17CE924955-02-00 from the Centers for Disease Control and Prevention (CDC).

N.C. Division of Public Health / [www.publichealth.nc.gov](http://www.publichealth.nc.gov) / Injury Epidemiology & Surveillance Unit/ 919-707-5425

N.C. Violent Death Reporting System / 919-707-5432


State of North Carolina / Department of Health and Human Services / [www.ncdhhs.gov](http://www.ncdhhs.gov)

N.C. DHHS is an equal opportunity employer and provider.

2019 FINAL DATA 8/16/21

Please see the NC-VDRS 2018 Annual Report for additional data and technical information:

<https://www.injuryfreenc.ncdhhs.gov/DataSurveillance/ViolentDeathData.htm>



NC DEPARTMENT OF  
**HEALTH AND  
HUMAN SERVICES**  
Division of Public Health

NORTH CAROLINA VIOLENT DEATH  
**NC VDRS**  
REPORTING SYSTEM