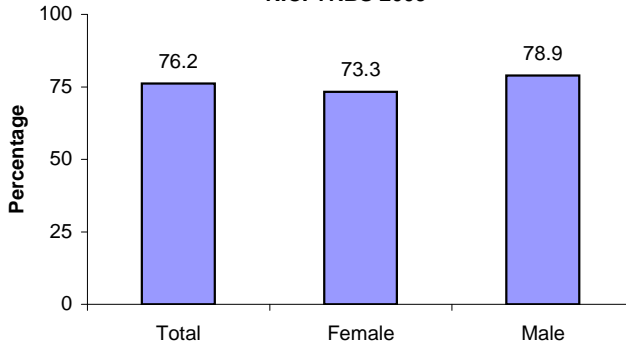


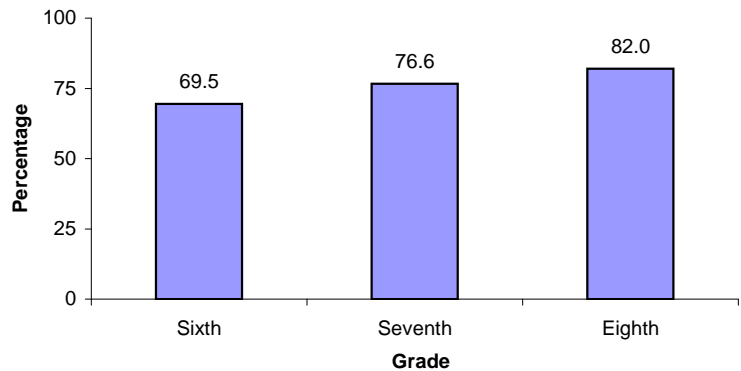
SURVEILLANCE UPDATE

Middle School Age Bicycle Helmet Use: 2009 N.C. Youth Risk Behavior Survey (YRBS)

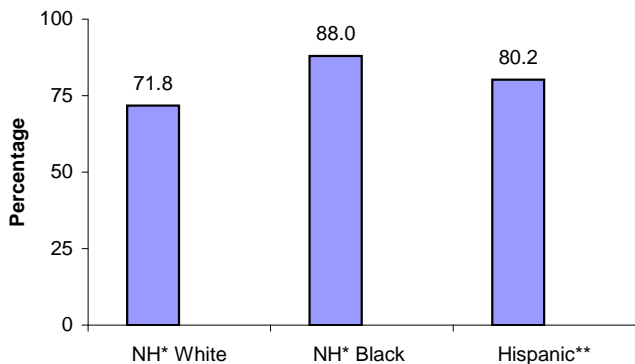
Percentage of N.C. middle school students who never or rarely wore a bicycle helmet, by gender: N.C. YRBS 2009



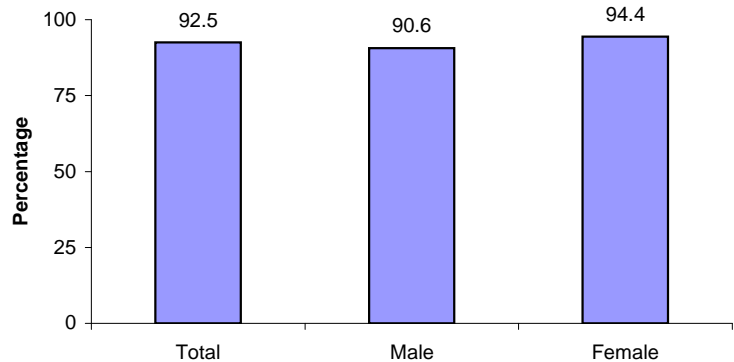
Percentage of N.C. middle school students who never or rarely wore a bicycle helmet, by grade level: N.C. YRBS 2009



Percentage of N.C. middle school students who never or rarely wore a bicycle helmet, by race/ethnicity: N.C. YRBS 2009



Percentage of N.C. middle school students who received grades of A, B and C, by gender: N.C. YRBS, 2009



Unweighted data and not representative of the public middle school student population for 2009; students who reported having ridden a bicycle but never or rarely wore a bicycle helmet. Specific data on 95 percent confidence intervals and regional definitions is at the N.C. YRBS website: www.nchealthyschools.org/data/yrbs.

*NH = Non-Hispanic. **Caution when interpreting. Results based on small sample size.

The N.C. Youth Risk Behavior Survey (N.C. YRBS) provides a critical source of public health data for understanding the scope of injury-related problems and measuring progress toward overall goals among public school students. N.C. YRBS is a comprehensive statewide sample of 3,400 middle and 5,600 high school students from across the state. Every other spring in odd years, a core set of injury-related questions are asked along with other health and risk-factor questions. Risk-factor variables include information such as academic achievement, seat belt use and physical assault. The sampling scheme is intended to generate a statewide representative sample of weighted data. Increasing school district participation and data utilization are two keys for future success. See the N.C. Healthy Schools website for more information: www.nchealthyschools.org.