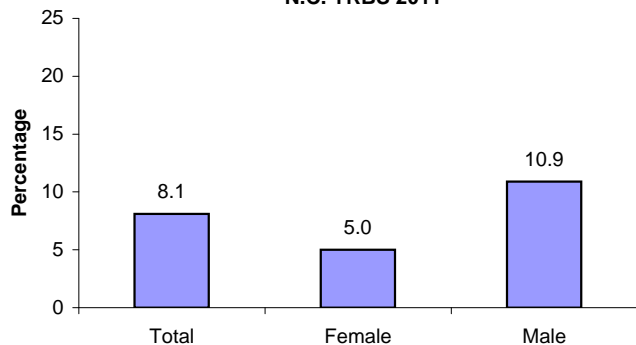


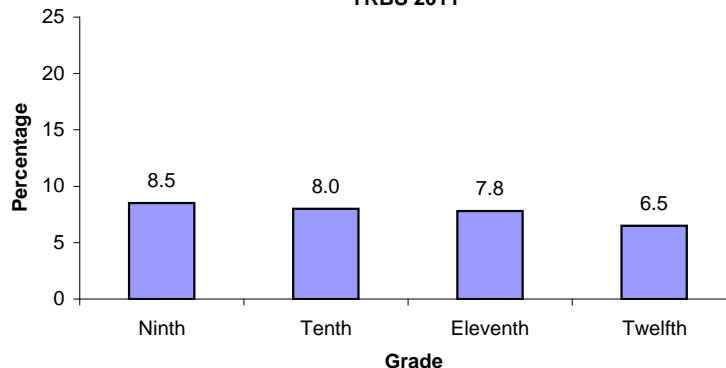
SURVEILLANCE UPDATE

Seat Belt Use: 2011 N.C. Youth Risk Behavior Survey (YRBS)

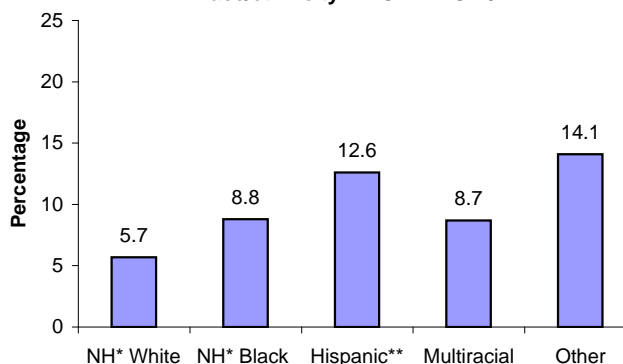
Percentage of N.C. high school students who never or rarely wore a seat belt when riding in a car, by gender: N.C. YRBS 2011



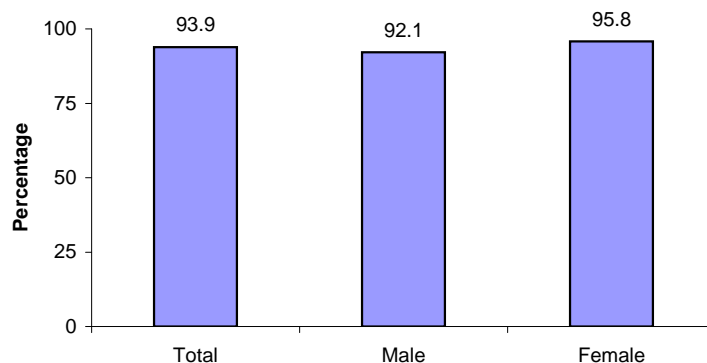
Percentage of N.C. high school students who never or rarely wore a seat belt when riding in a car, by grade level: N.C. YRBS 2011



Percentage of N.C. high school students who never or rarely wore a seat belt when riding in a car, by race/ethnicity: N.C. YRBS 2011



Percentage of N.C. high school students who received grades of A, B, and C, by gender: N.C. YRBS 2011



Weighted to provide estimates representative of the public high school student population; students reported to never or rarely wear a seat belt when riding in a car. Specific data on 95 percent confidence intervals is at the N.C. YRBS website: www.nchealthyschools.org/data/yrbs.

* NH = Non-Hispanic. ** Caution when interpreting. Results based on small sample size.

The N.C. Youth Risk Behavior Survey (N.C. YRBS) provides a critical source of public health data for understanding the scope of injury-related problems and measuring progress toward overall goals among public school students. N.C. YRBS is a comprehensive statewide sample of 2,000 middle and 2,300 high school students from across the state. Every other spring in odd years, a core set of injury-related questions are asked along with other health and risk-factor questions. Risk-factor variables include information such as alcohol use, seat belt use and physical assault. The sampling scheme is intended to generate a statewide representative sample of weighted data. Increasing school district participation and data utilization are two keys for future success. See the N.C. Healthy Schools website for more information: www.nchealthyschools.org.