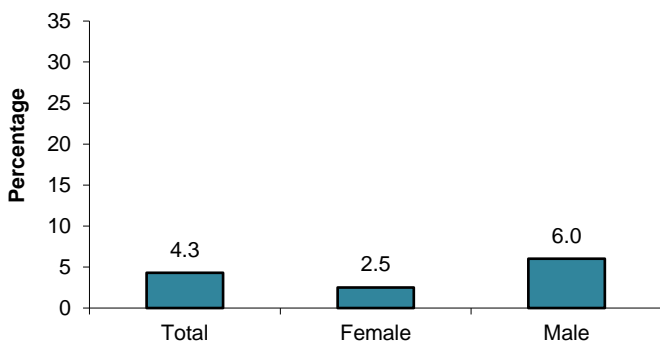


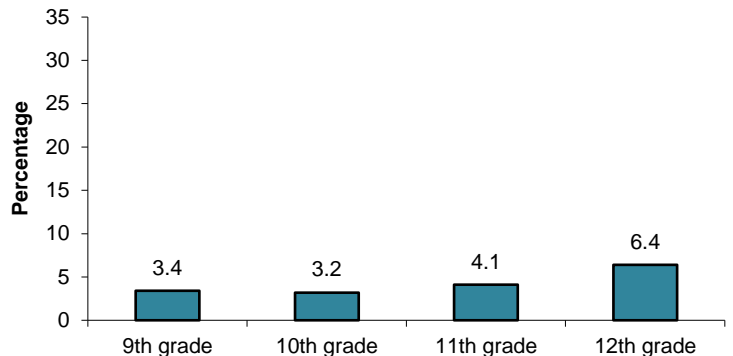
# SURVEILLANCE UPDATE

## High School Drinking and Driving - Driver: 2015 N.C. Youth Risk Behavior Survey (YRBS)

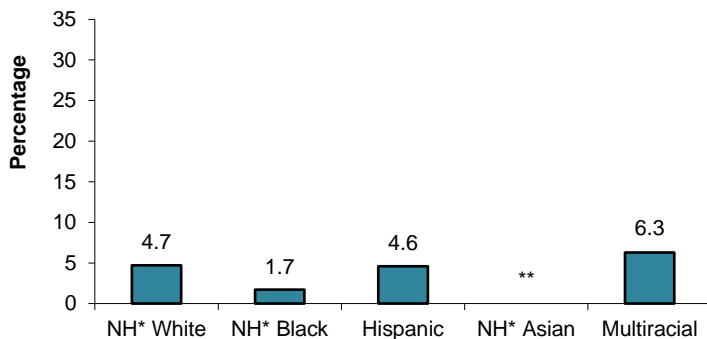
Percentage of N.C. high school students who drove a vehicle one or more times when they had been drinking alcohol, by gender: N.C. YRBS 2015



Percentage of N.C. high school students who drove a vehicle one or more times when they had been drinking alcohol, by grade level: N.C. YRBS 2015

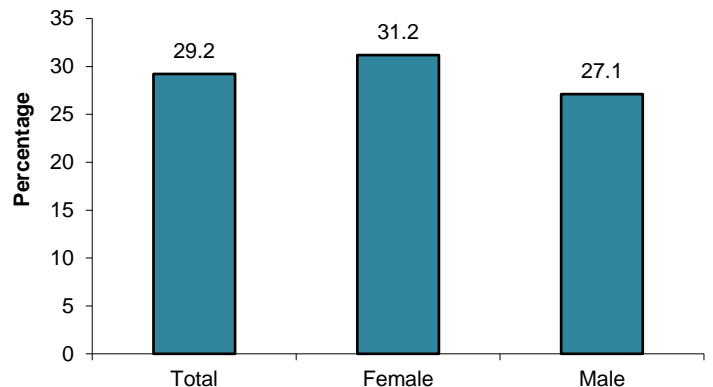


Percentage of N.C. high school students who drove a vehicle one or more times when they had been drinking alcohol, by race/ethnicity: N.C. YRBS 2015



\*NH=Non-Hispanic \*\*Estimate was suppressed due to unreliable statistical standards

Percentage of N.C. high school students who had at least one alcoholic drink in the past 30 days, by gender: N.C. YRBS 2015



The N.C. Youth Risk Behavior Survey (N.C. YRBS) provides a critical source of public health data for understanding the scope of injury-related problems and measuring progress toward overall goals among public school students. N.C. YRBS is a comprehensive statewide sample of middle and high school students from across the state. Every other spring in odd years, a core set of injury-related questions are asked along with other health and risk-factor questions on such topics as alcohol use, seat belt use, and physical assault. The sampling scheme is intended to generate a statewide representative sample of weighted data; in 2015, 6,178 high school students completed the survey and 1,599 middle school students completed the survey. Increasing school district participation and data utilization are two keys for future success of the YRBS. See the N.C. Healthy Schools website for more information: [www.nchealthyschools.org](http://www.nchealthyschools.org).